LQLQALQQNGSSVLSEDK(=PEP)_5_5_1_1_0, 0_None, 0_None,
m/z:1055.96(4+), RT:77.00, hcd-score:73.58

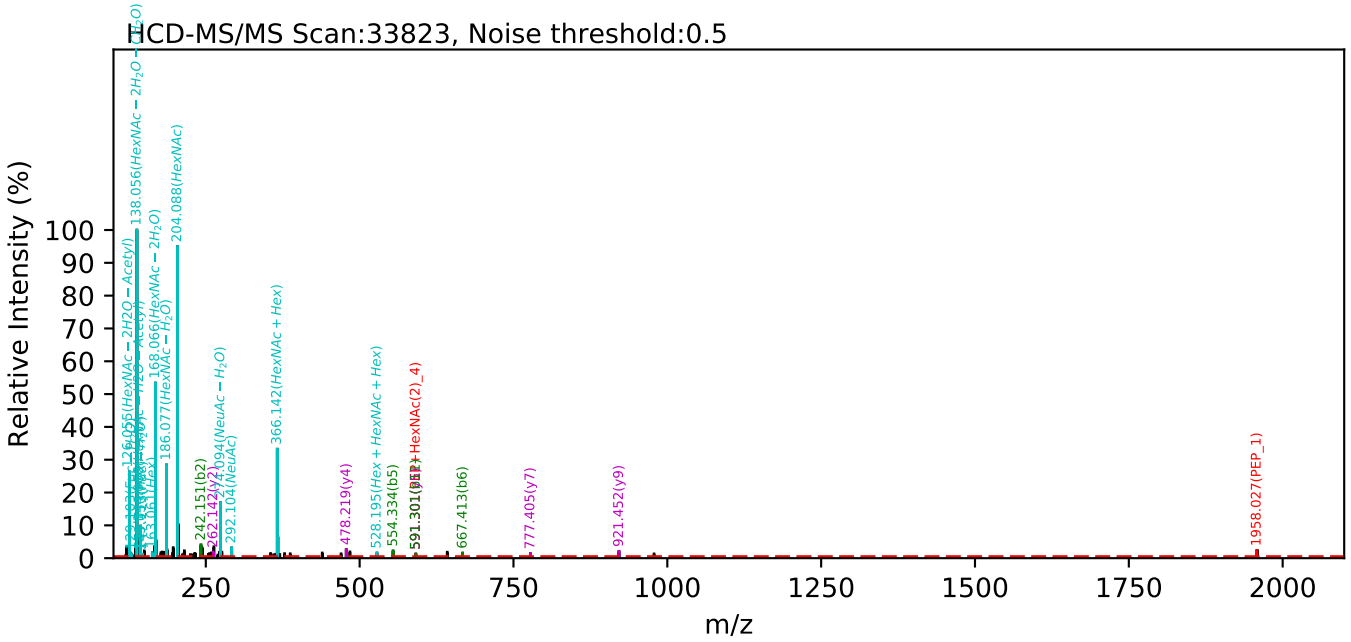

LQLQALQQNGSSVLSEDK(=PEP)_5_5_1_1_0, 0_None, 0_None,
m/z:1055.96(4+), RT:77.00, hcd-score:73.58

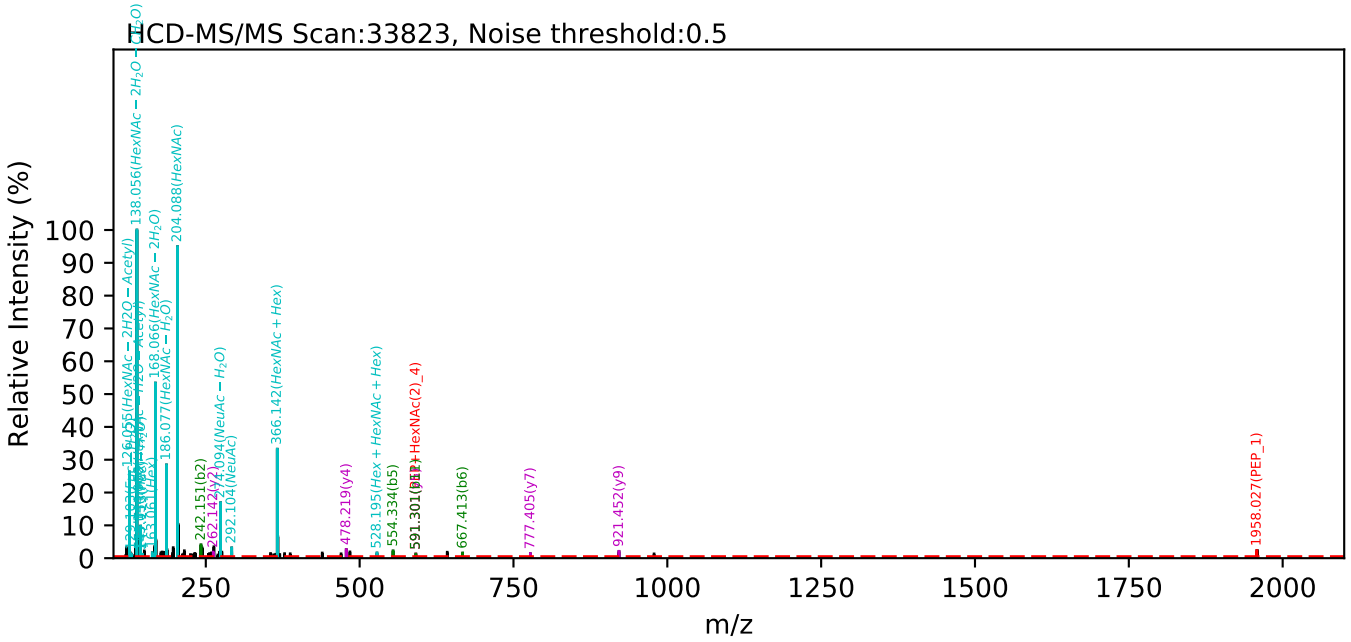

LQLQALQQNGSSVLSEDK(=PEP)_5_5_1_1_0, 0_None, 0_None,
m/z:1407.62(3+), RT:77.71, hcd-score:100.00

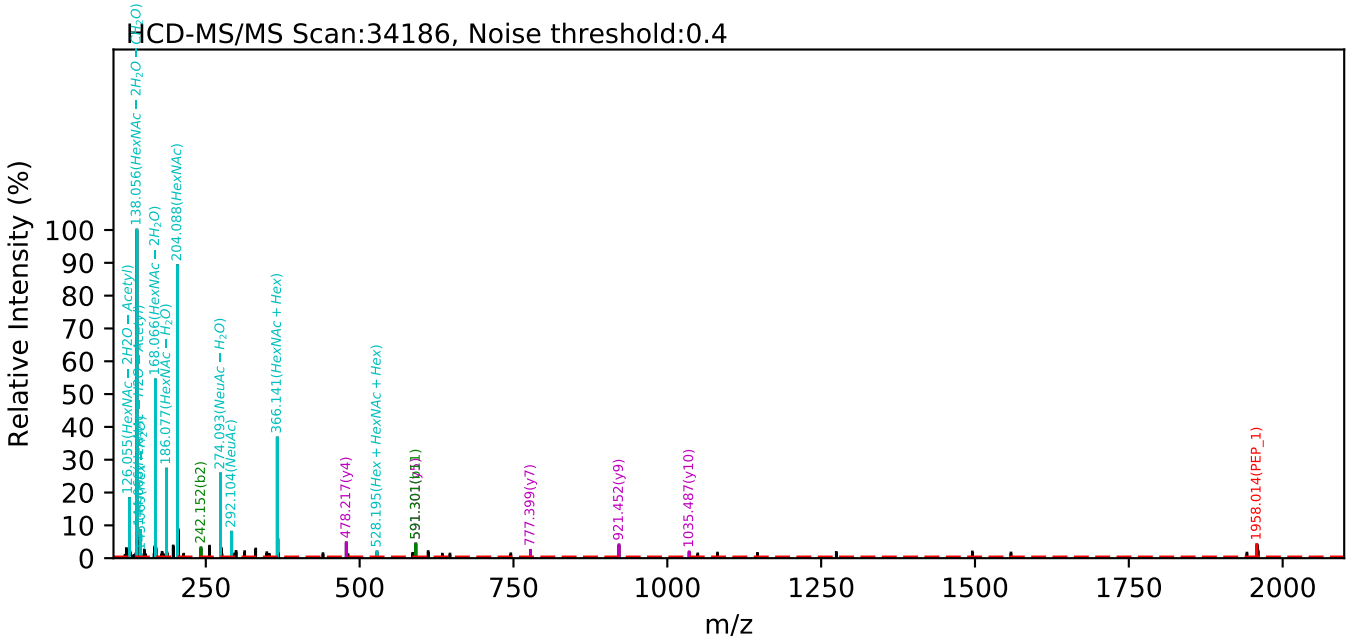

LQLQALQQNGSSVLSEDK(=PEP)_5_5_1_1_0, 0_None, 0_None,
m/z:1407.62(3+), RT:77.71, hcd-score:100.00

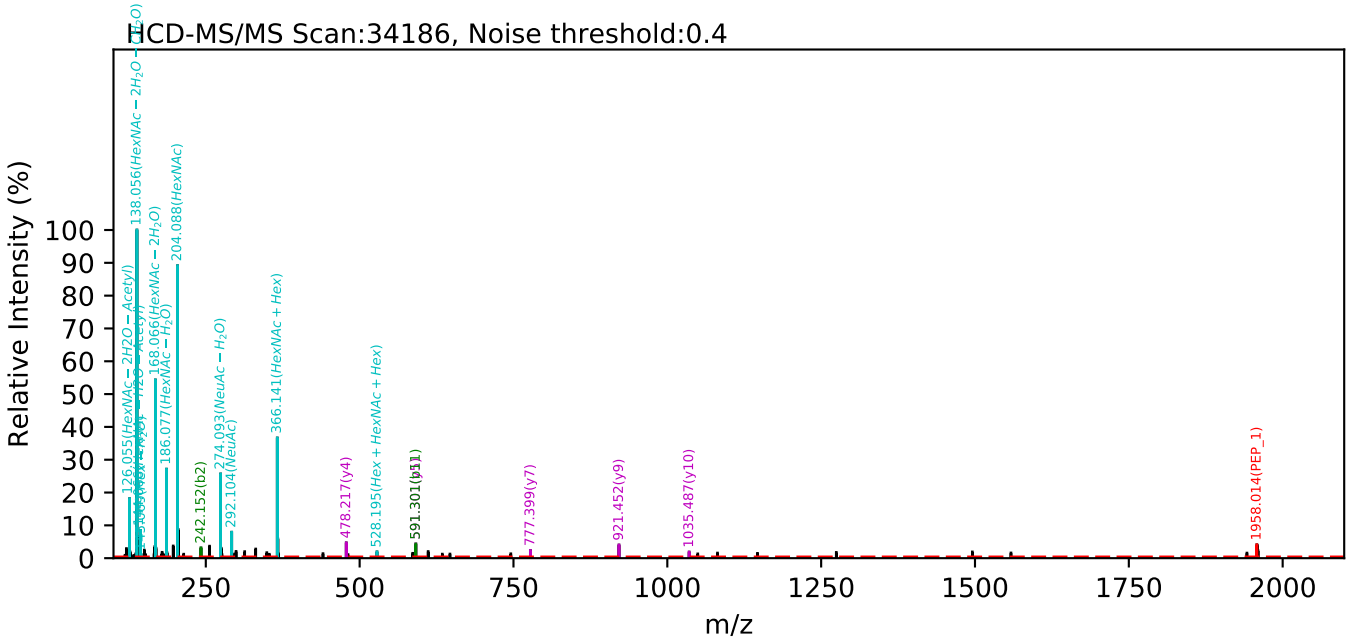

LQLQALQQNGSSVLSEDK(=PEP)_5_4_1_2_0, 0_None, 0_None,
m/z:1077.97(6+), RT:91.36, hcd-score:81.79

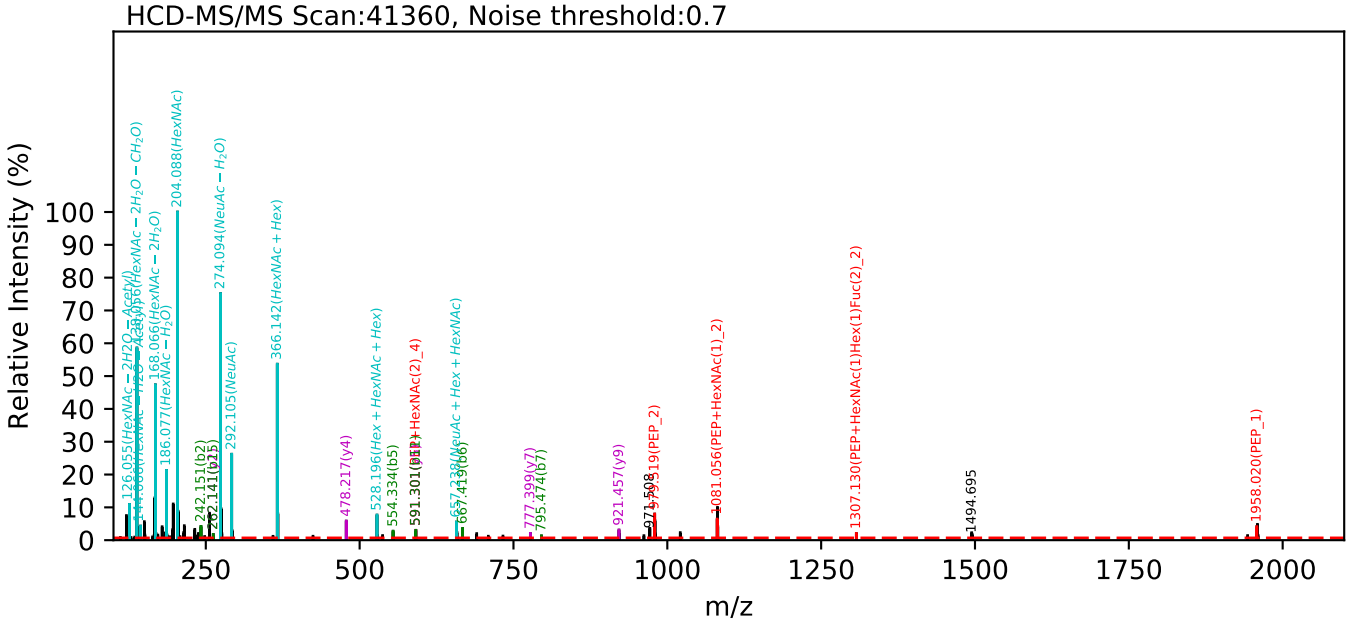

LQLQALQQNGSSVLSEDK(=PEP)_5_4_1_2_0, 0_None, 0_None,
m/z:1077.97(6+), RT:91.36, hcd-score:81.79

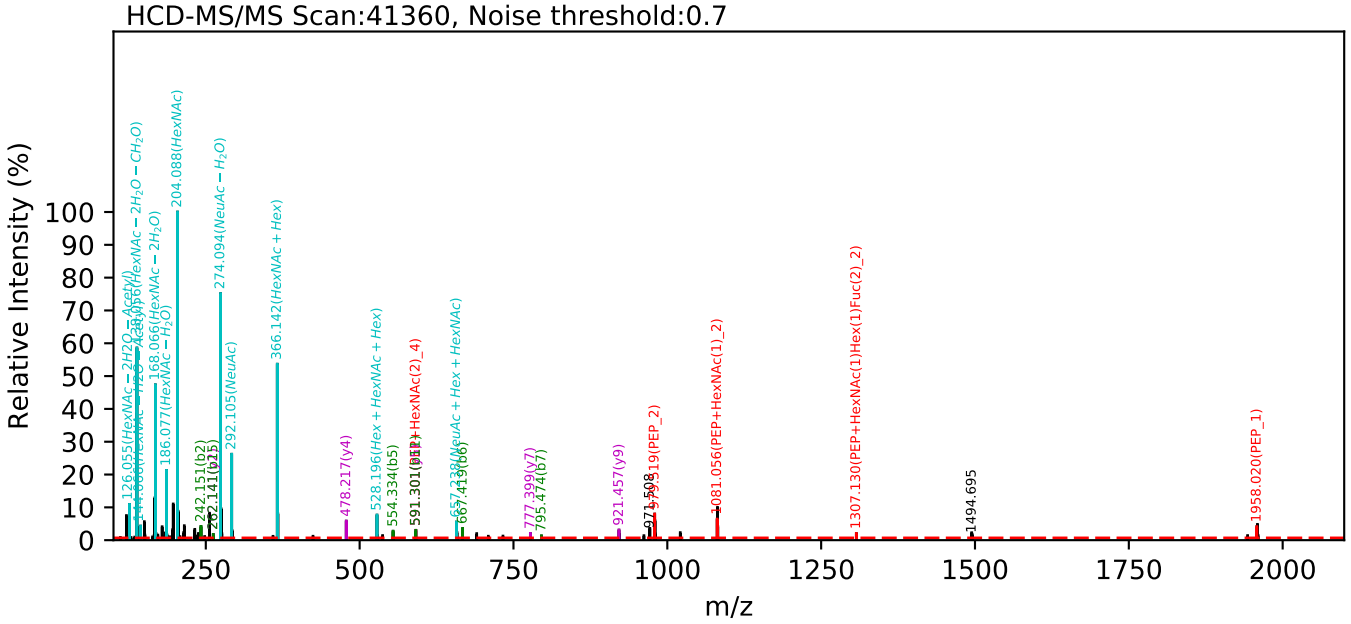

SIGLLSPDFQEDNETEINFLLK(=PEP)_5_4_1_1_0, 0_None, 0_None,
m/z:1146.25(4+), RT:107.30, hcd-score:100.00

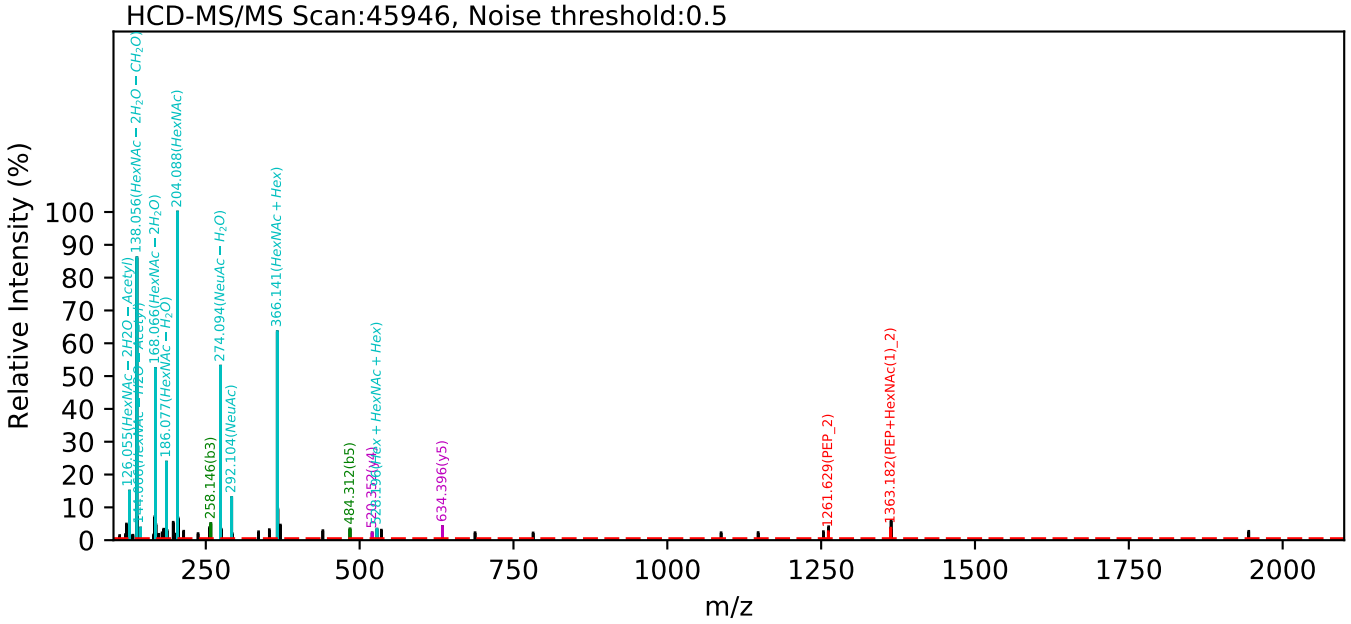

SIGLLSPDFQEDNETEINFLLK(=PEP)_5_4_1_1_0, 0_None, 0_None,
m/z:1146.25(4+), RT:107.30, hcd-score:100.00

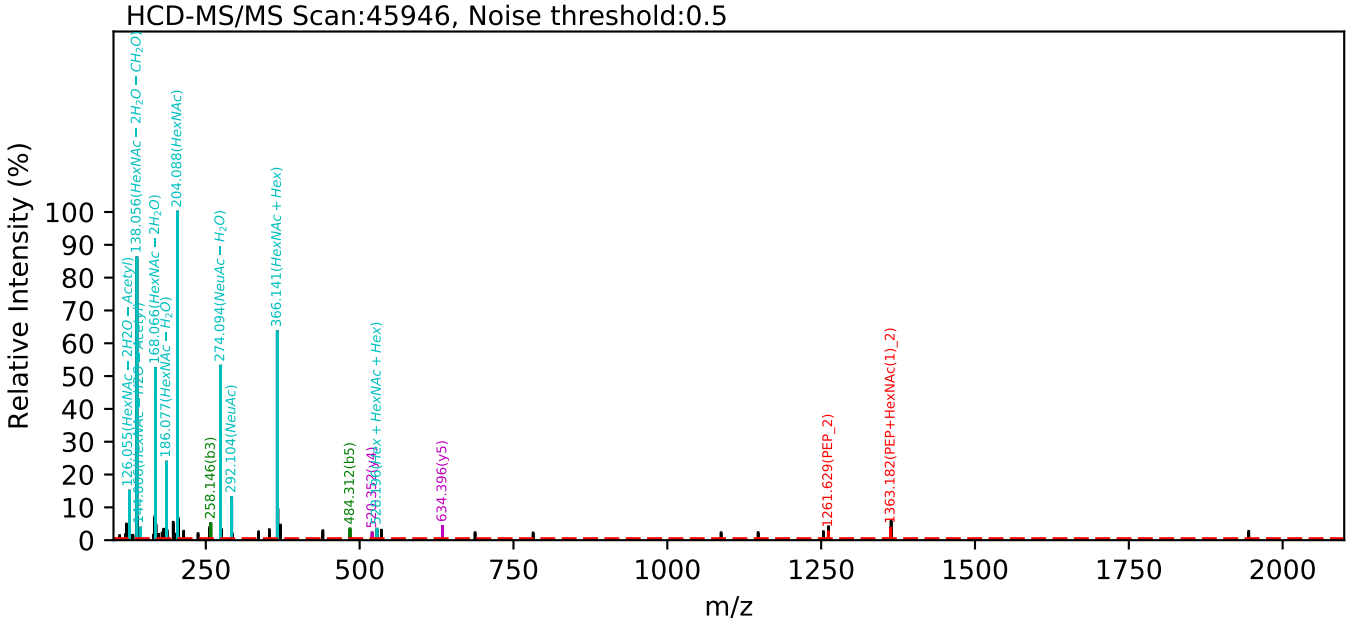

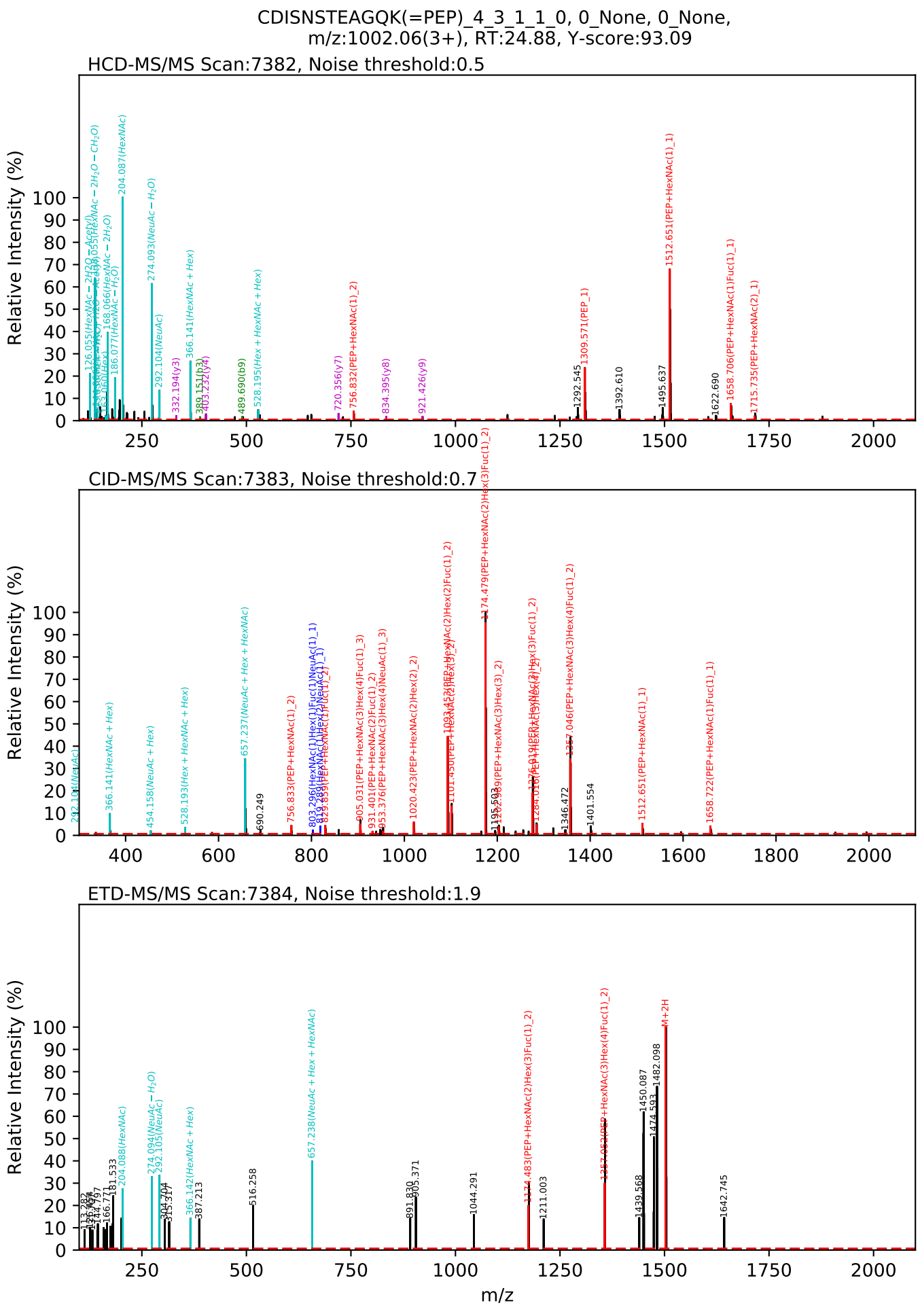
CDISNSTEAGQK(=PEP)_4_3_1_1_0, 0_None, 0_None,
m/z:1002.06(3+), RT:24.88, Y-score:93.09
HCD-MS/MS Scan:7382, Noise threshold:0.5
CID-MS/MS Scan:7383, Noise threshold:0.7
ETD-MS/MS Scan:7384, Noise threshold:1.9
Relative Intensity (%)
m/z

CDISNSTEAGQK(=PEP)_4_3_1_1_0, 0_None, 0_None,
m/z:1502.59(2+), RT:24.85, Y-score:85.75

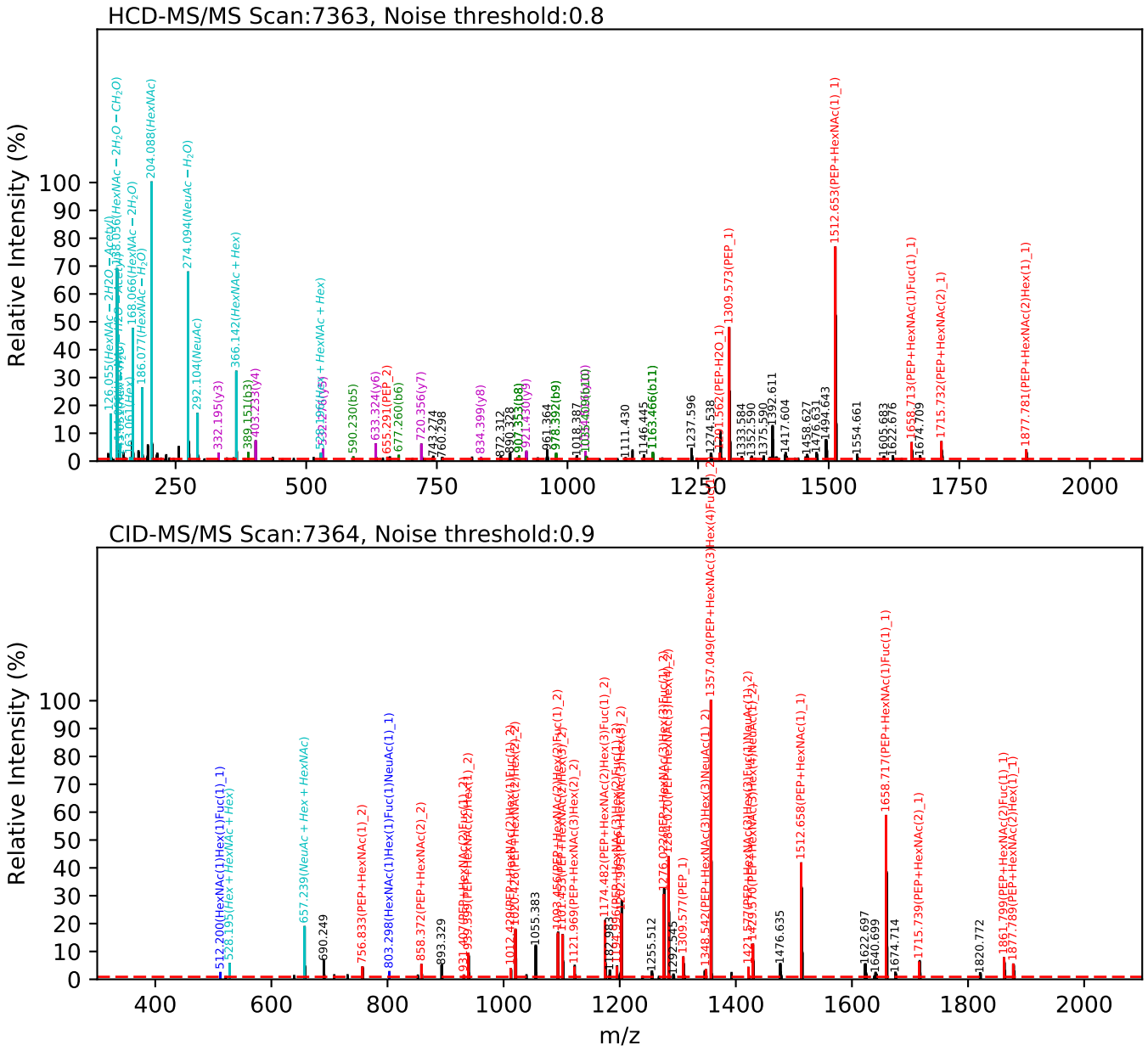

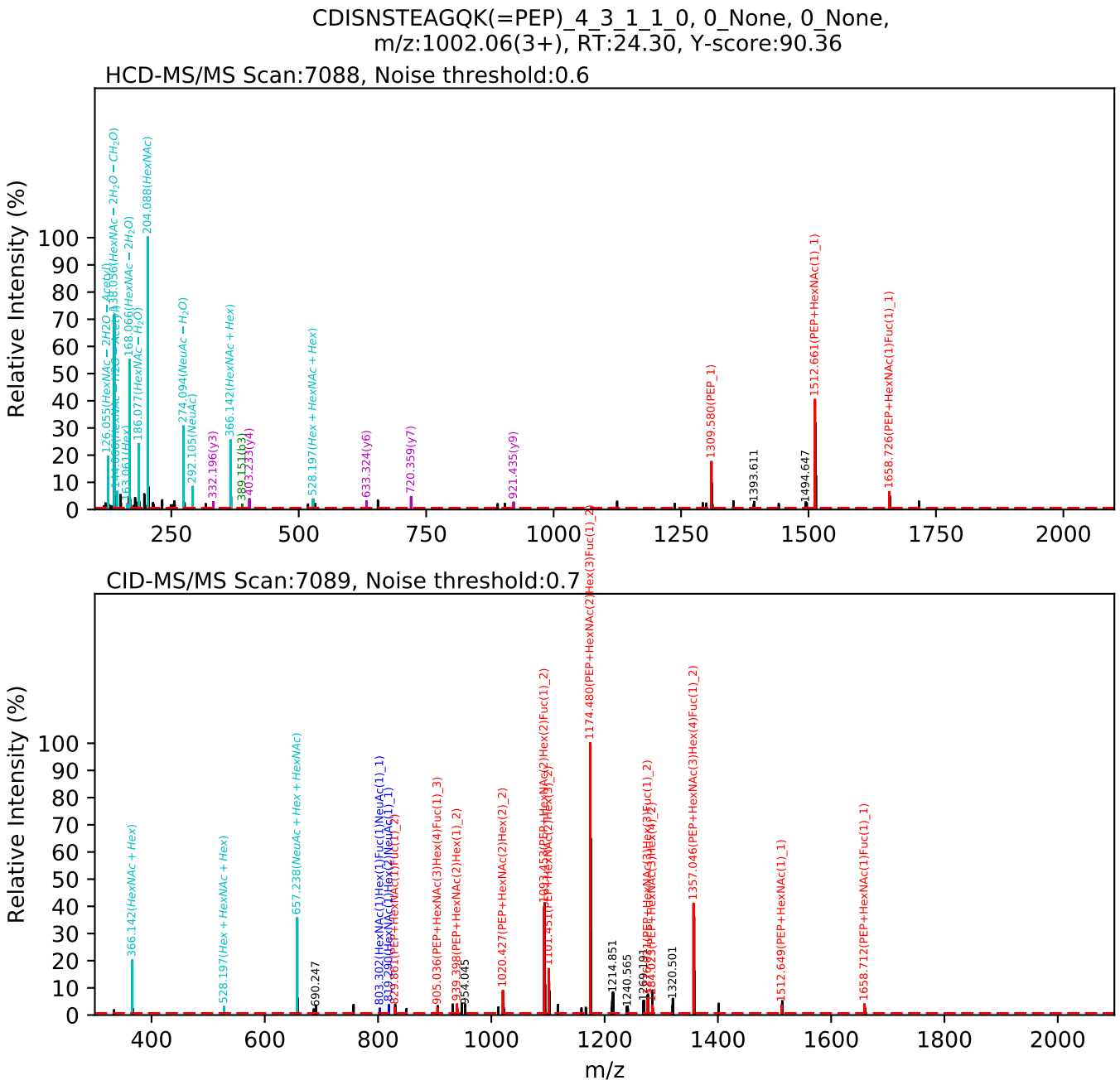
CDISNSTEAGQK(=PEP)_4_3_1_1_0, 0_None, 0_None,
m/z:1002.06(3+), RT:24.30, Y-score:90.36
HCD-MS/MS Scan:7088, Noise threshold:0.6
Relative Intensity (%)
204.088(HexNAc)
186.077(HexNAc − H2O)
168.066(HexNAc − 2H2O)
274.094(NeuAc − H2O)
292.105(NeuAc)
332.196(y3)
366.142(HexNAc + Hex)
389.151(b3)
403.233(y4)
528.197(Hex + HexNAc + Hex)
633.324(y6)
720.359(y7)
921.435(y9)
1309.580(PEP_1)
1393.611
1494.647
1512.661(PEP+HexNAc(1)_1)
1658.726(PEP+HexNAc(1)Fuc(1)_1)
CID-MS/MS Scan:7089, Noise threshold:0.7
Relative Intensity (%)
366.142(HexNAc + Hex)
528.197(Hex + HexNAc + Hex)
657.238(NeuAc + Hex + HexNAc)
690.247
803.302(HexNAc(1)Hex(1)Fuc(1)NeuAc(1)_1)
819.290(HexNAc(1)Hex(2)NeuAc(1)_1)
829.861(PEP+HexNAc(1)Fuc(1)_2)
905.036(PEP+HexNAc(3)Hex(4)Fuc(1)_3)
939.398(PEP+HexNAc(2)Hex(1)_2)
954.045
1020.427(PEP+HexNAc(2)Hex(2)_2)
1101.451(PEP+HexNAc(2)Hex(2)Fuc(1)_2)
1174.480(PEP+HexNAc(2)Hex(3)Fuc(1)_2)
1214.851
1240.565
1320.501
1357.046(PEP+HexNAc(3)Hex(4)Fuc(1)_2)
1512.649(PEP+HexNAc(1)_1)
1658.712(PEP+HexNAc(1)Fuc(1)_1)
m/z

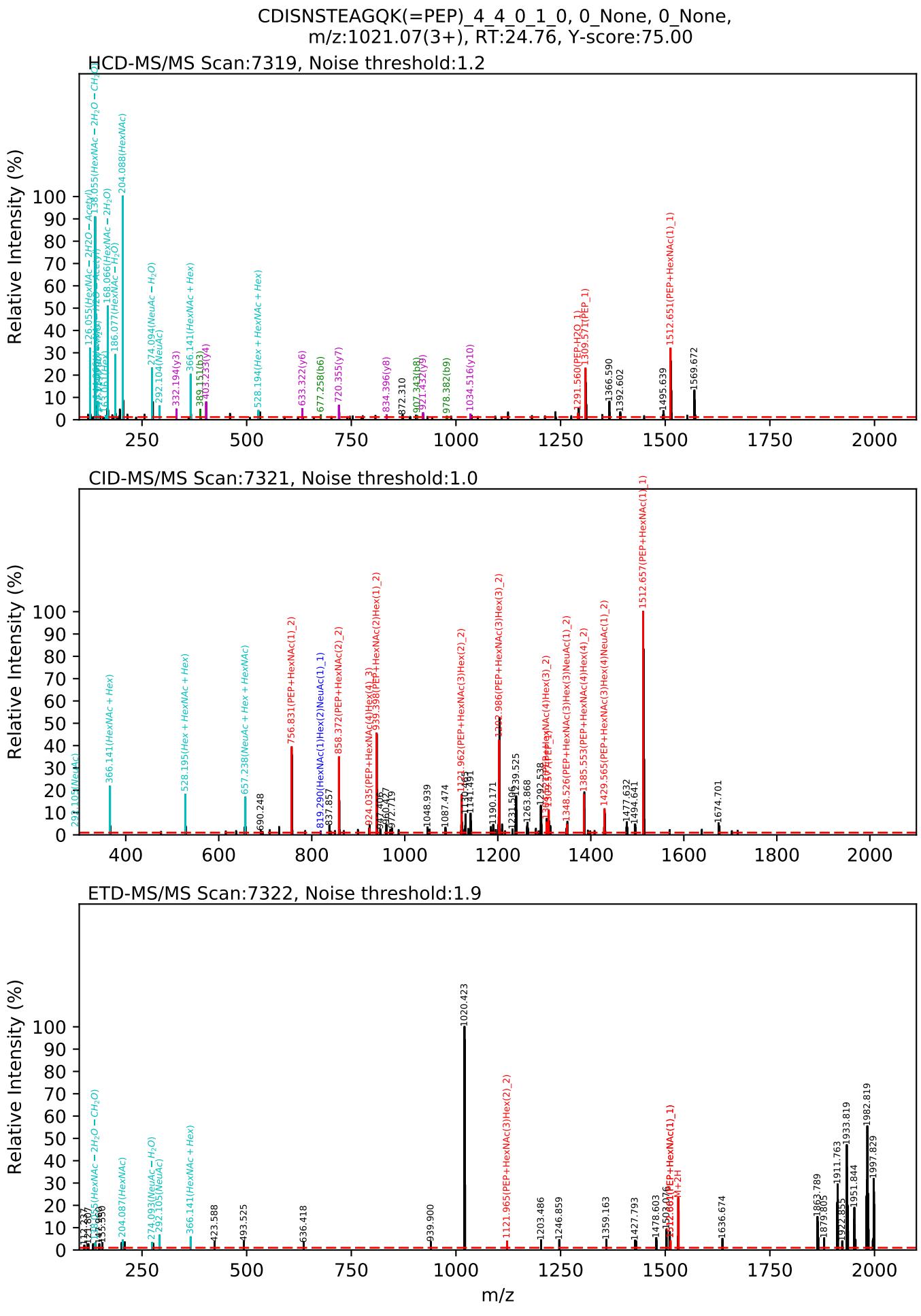
CDISNSTEAGQK(=PEP)_4_4_0_1_0, 0_None, 0_None,
m/z:1021.07(3+), RT:24.76, Y-score:75.00
HCD-MS/MS Scan:7319, Noise threshold:1.2
CID-MS/MS Scan:7321, Noise threshold:1.0
ETD-MS/MS Scan:7322, Noise threshold:1.9
Relative Intensity (%)
m/z

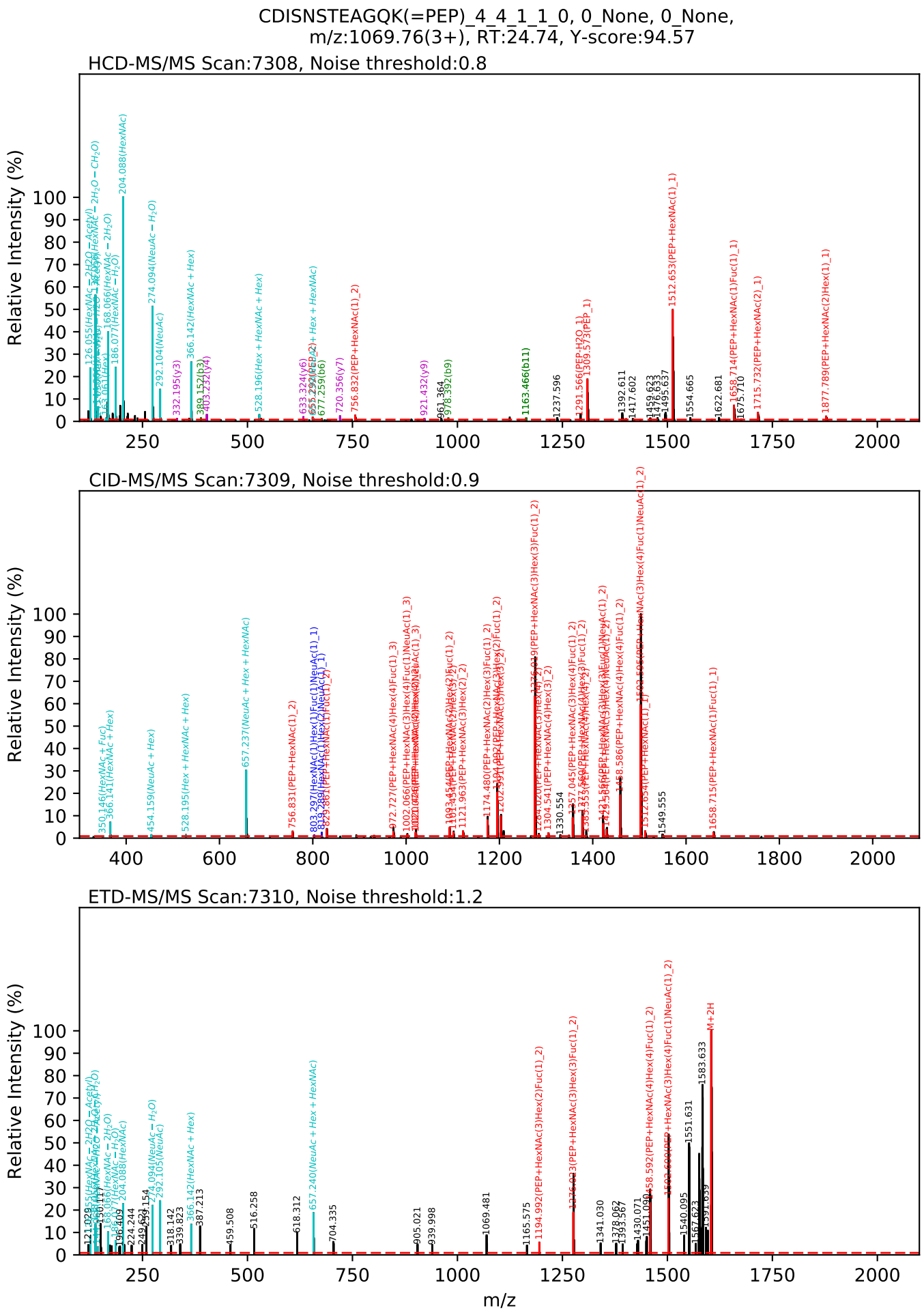
CDISNSTEAGQK(=PEP)_4_4_1_1_0, 0_None, 0_None,
m/z:1069.76(3+), RT:24.74, Y-score:94.57
HCD-MS/MS Scan:7308, Noise threshold:0.8
CID-MS/MS Scan:7309, Noise threshold:0.9
ETD-MS/MS Scan:7310, Noise threshold:1.2
Relative Intensity (%)
m/z

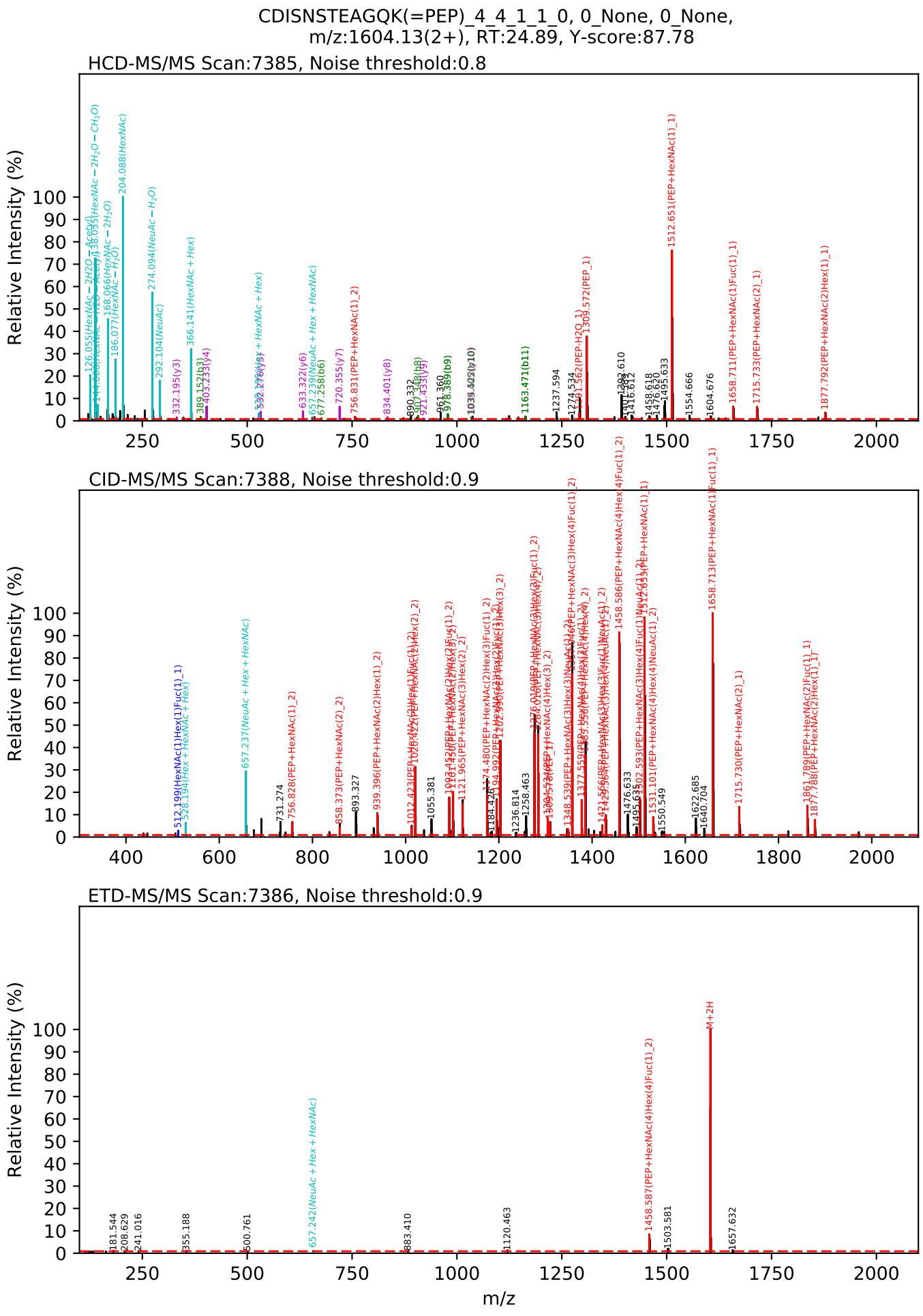
CDISNSTEAGQK(=PEP)_4_4_1_1_0, 0_None, 0_None,
m/z:1604.13(2+), RT:24.89, Y-score:87.78
HCD-MS/MS Scan:7385, Noise threshold:0.8
CID-MS/MS Scan:7388, Noise threshold:0.9
ETD-MS/MS Scan:7386, Noise threshold:0.9
Relative Intensity (%)
m/z

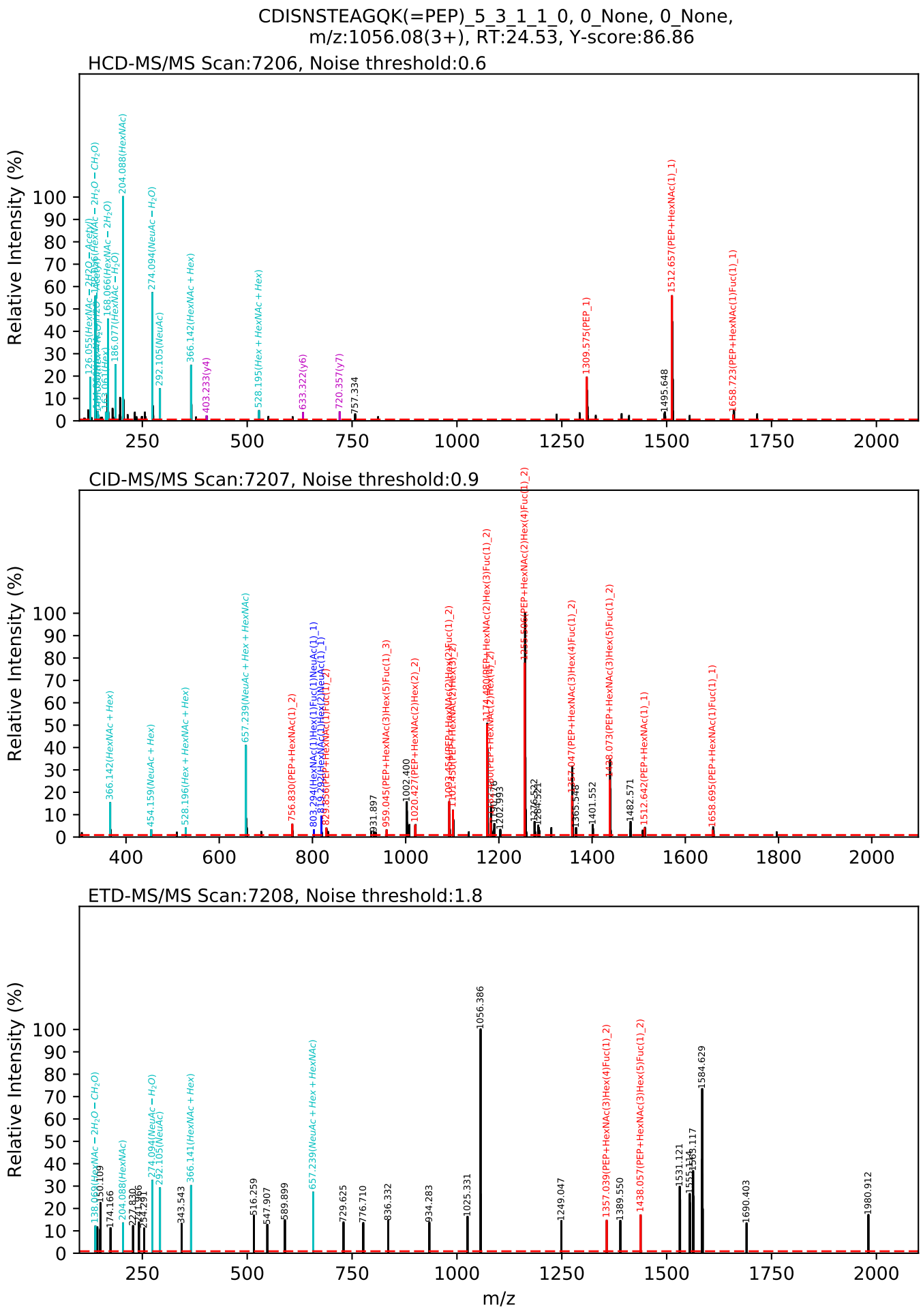
CDISNSTEAGQK(=PEP)_5_3_1_1_0, 0_None, 0_None,
m/z:1056.08(3+), RT:24.53, Y-score:86.86
HCD-MS/MS Scan:7206, Noise threshold:0.6
CID-MS/MS Scan:7207, Noise threshold:0.9
ETD-MS/MS Scan:7208, Noise threshold:1.8
Relative Intensity (%)
m/z

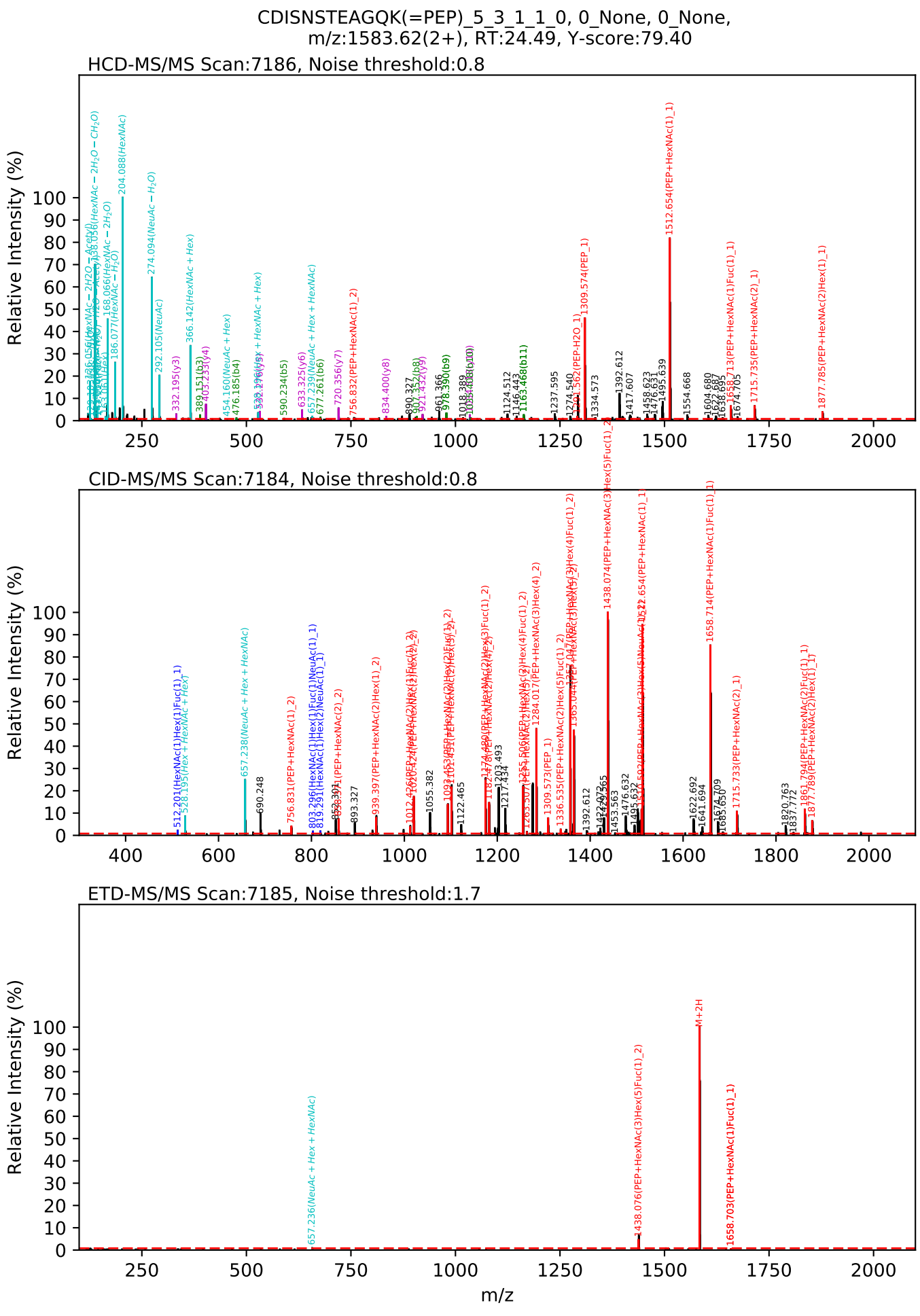
CDISNSTEAGQK(=PEP)_5_3_1_1_0, 0_None, 0_None,
m/z:1583.62(2+), RT:24.49, Y-score:79.40
HCD-MS/MS Scan:7186, Noise threshold:0.8
CID-MS/MS Scan:7184, Noise threshold:0.8
ETD-MS/MS Scan:7185, Noise threshold:1.7
Relative Intensity (%)
m/z

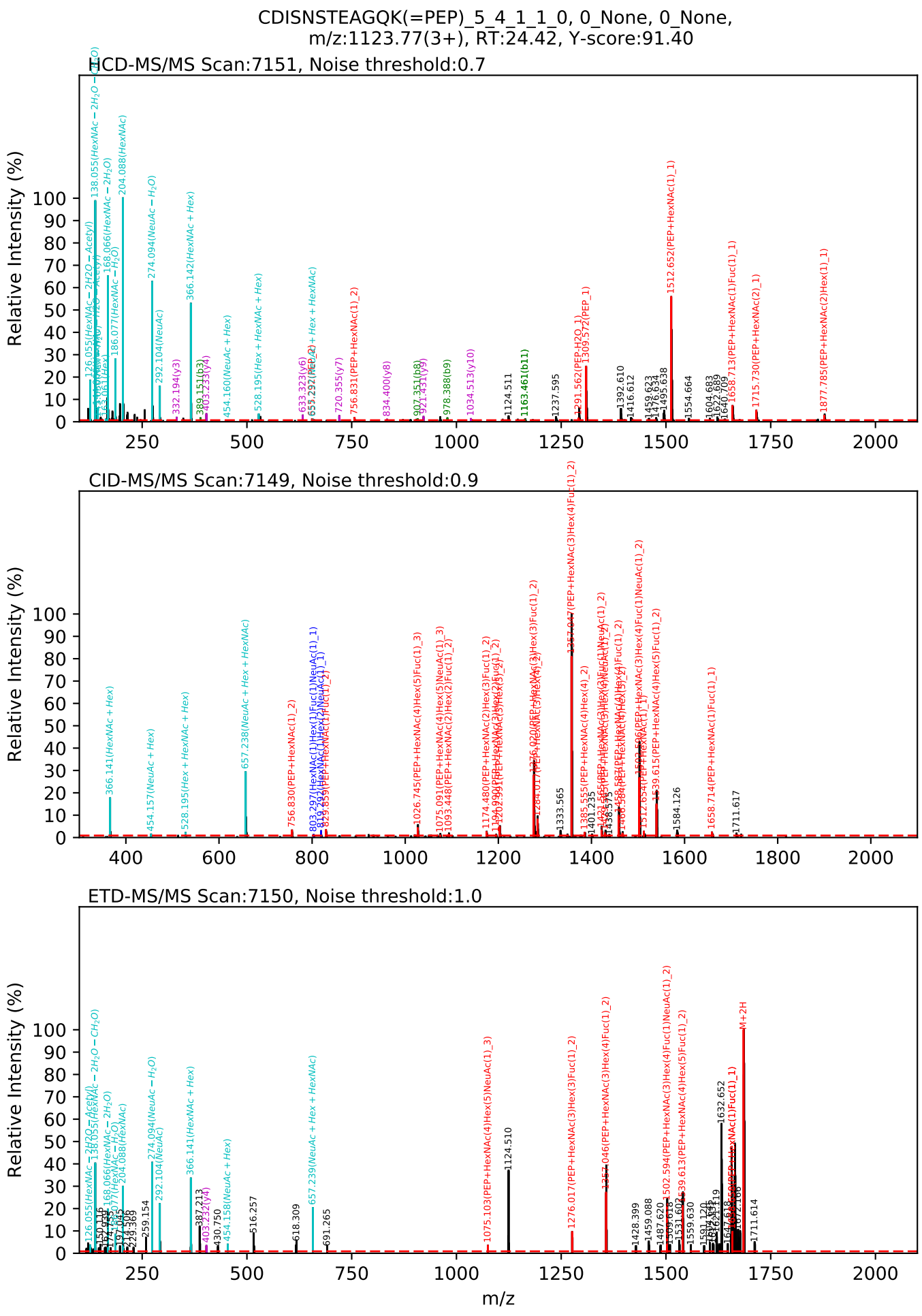
CDISNSTEAGQK(=PEP)_5_4_1_1_0, 0_None, 0_None,
m/z:1123.77(3+), RT:24.42, Y-score:91.40
HCD-MS/MS Scan:7151, Noise threshold:0.7
CID-MS/MS Scan:7149, Noise threshold:0.9
ETD-MS/MS Scan:7150, Noise threshold:1.0
Relative Intensity (%)
m/z

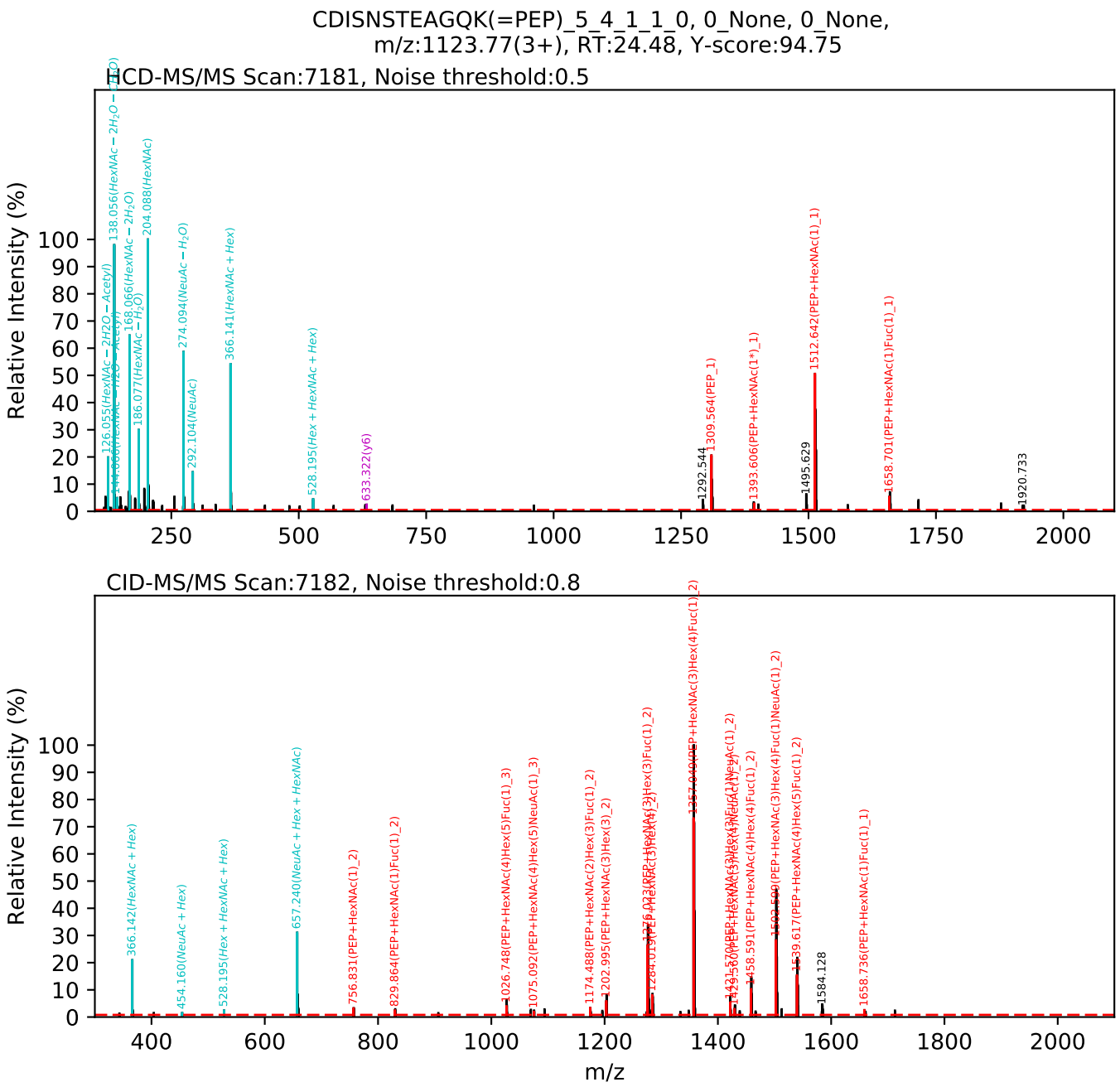
CDISNSTEAGQK(=PEP)_5_4_1_1_0, 0_None, 0_None,
m/z:1123.77(3+), RT:24.48, Y-score:94.75
HCD-MS/MS Scan:7181, Noise threshold:0.5
Relative Intensity (%)
126.055(HexNAc − 2H2O − Acetyl)
138.056(HexNAc − 2H2O − H2O)
168.066(HexNAc − 2H2O)
186.077(HexNAc − H2O)
204.088(HexNAc)
274.094(NeuAc − H2O)
292.104(NeuAc)
366.141(HexNAc + Hex)
528.195(Hex + HexNAc + Hex)
633.322(y6)
1292.544
1309.564(PEP_1)
1393.606(PEP+HexNAc(1*)_1)
1495.629
1512.642(PEP+HexNAc(1)_1)
1658.701(PEP+HexNAc(1)Fuc(1)_1)
1920.733
m/z
CID-MS/MS Scan:7182, Noise threshold:0.8
Relative Intensity (%)
366.142(HexNAc + Hex)
454.160(NeuAc + Hex)
528.195(Hex + HexNAc + Hex)
657.240(NeuAc + Hex + HexNAc)
756.831(PEP+HexNAc(1)_2)
829.864(PEP+HexNAc(1)Fuc(1)_2)
1026.748(PEP+HexNAc(4)Hex(5)Fuc(1)_3)
1075.092(PEP+HexNAc(4)Hex(5)NeuAc(1)_3)
1174.488(PEP+HexNAc(2)Hex(3)Fuc(1)_2)
1202.995(PEP+HexNAc(3)Hex(3)_2)
1357.040(PEP+HexNAc(3)Hex(4)Fuc(1)_2)
1421.570(PEP+HexNAc(3)Hex(4)NeuAc(1)_2)
1458.591(PEP+HexNAc(4)Hex(4)Fuc(1)_2)
1503.599(PEP+HexNAc(3)Hex(4)Fuc(1)NeuAc(1)_2)
1539.617(PEP+HexNAc(4)Hex(5)Fuc(1)_2)
1584.128
1658.736(PEP+HexNAc(1)Fuc(1)_1)
m/z

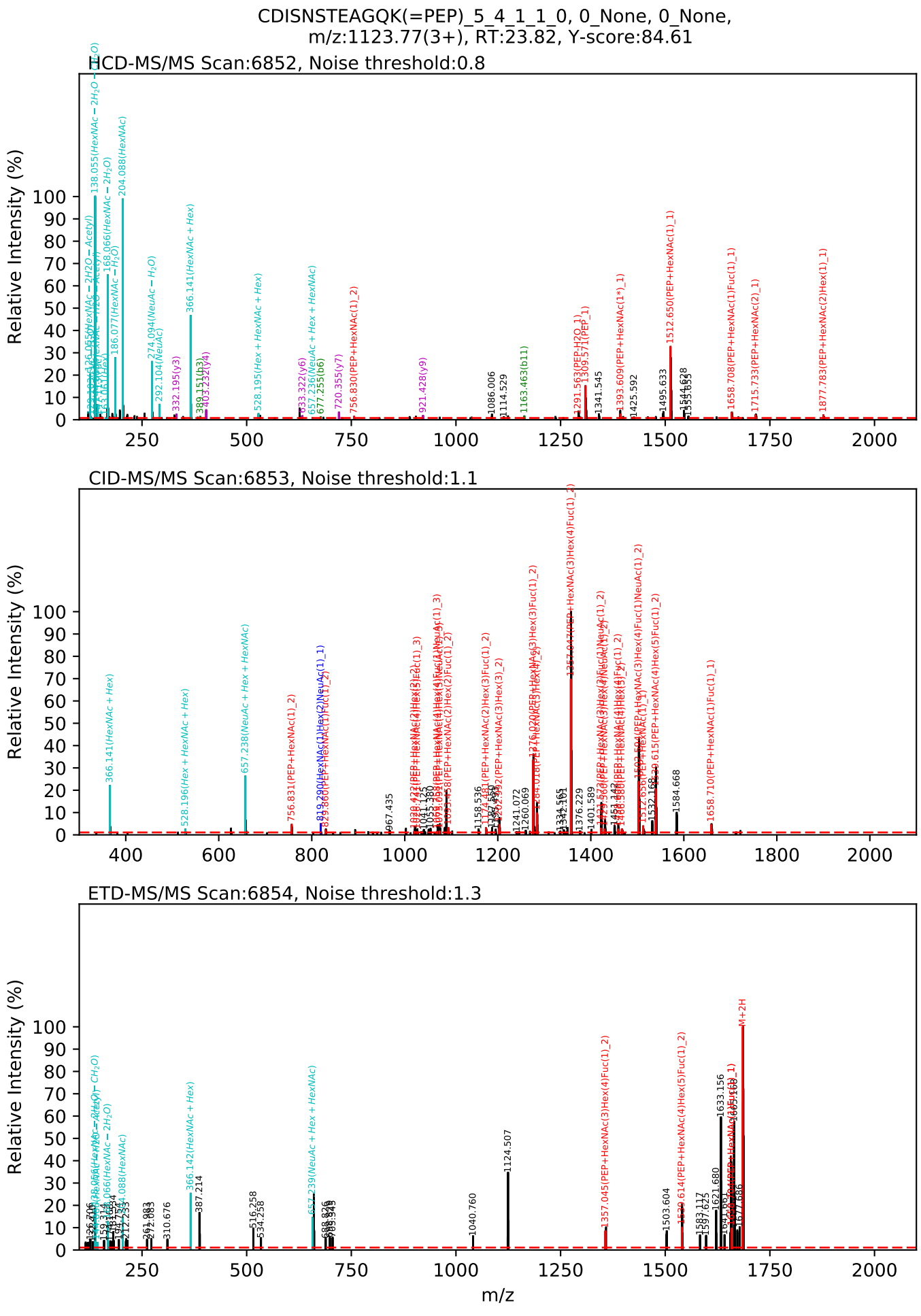
CDISNSTEAGQK(=PEP)_5_4_1_1_0, 0_None, 0_None,
m/z:1123.77(3+), RT:23.82, Y-score:84.61
HCD-MS/MS Scan:6852, Noise threshold:0.8
CID-MS/MS Scan:6853, Noise threshold:1.1
ETD-MS/MS Scan:6854, Noise threshold:1.3
Relative Intensity (%)
m/z

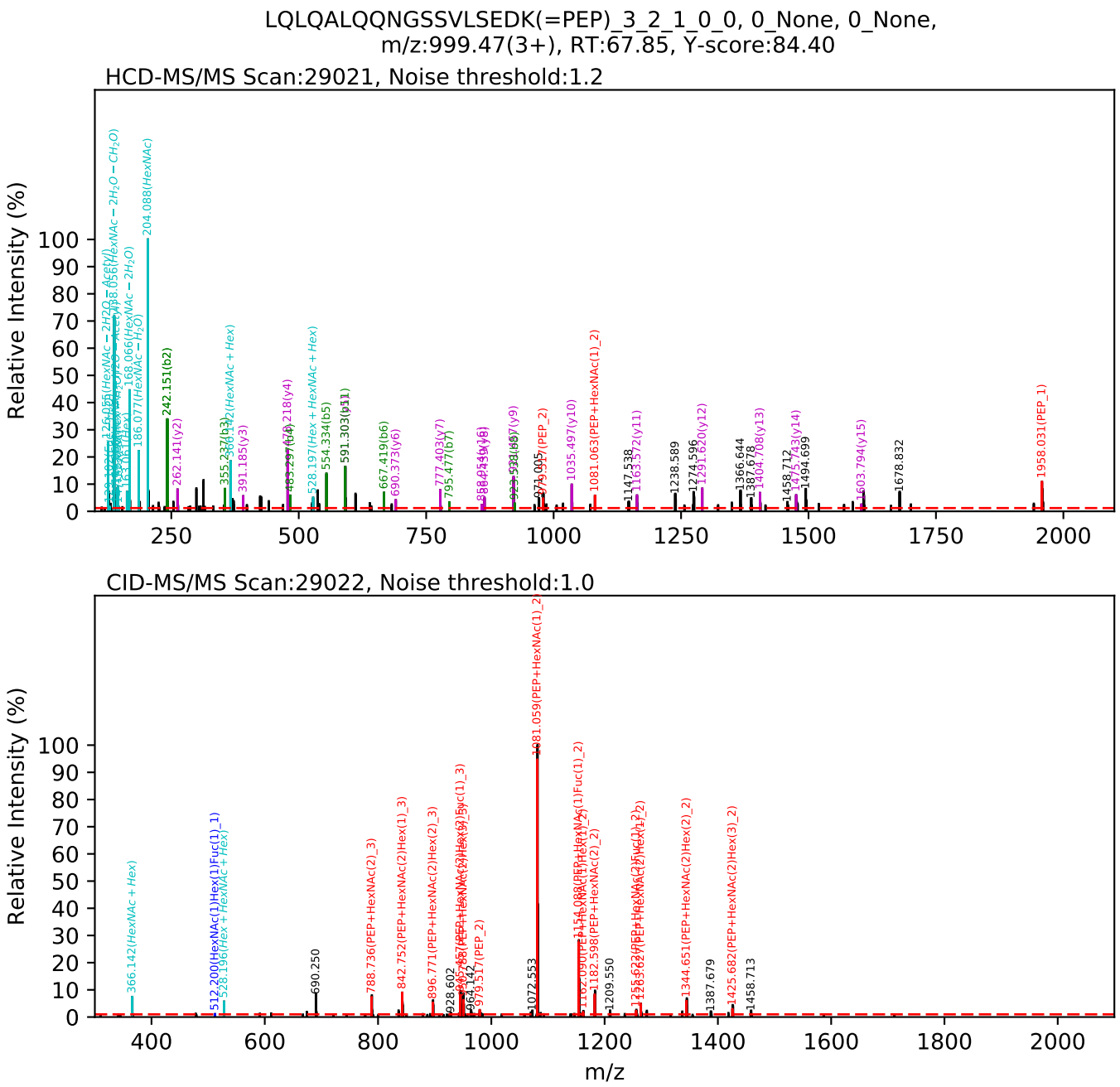
LQLQALQQNGSSVLSEDK(=PEP)_3_2_1_0_0, 0_None, 0_None,
m/z:999.47(3+), RT:67.85, Y-score:84.40
HCD-MS/MS Scan:29021, Noise threshold:1.2
Relative Intensity (%)
CID-MS/MS Scan:29022, Noise threshold:1.0
Relative Intensity (%)
m/z

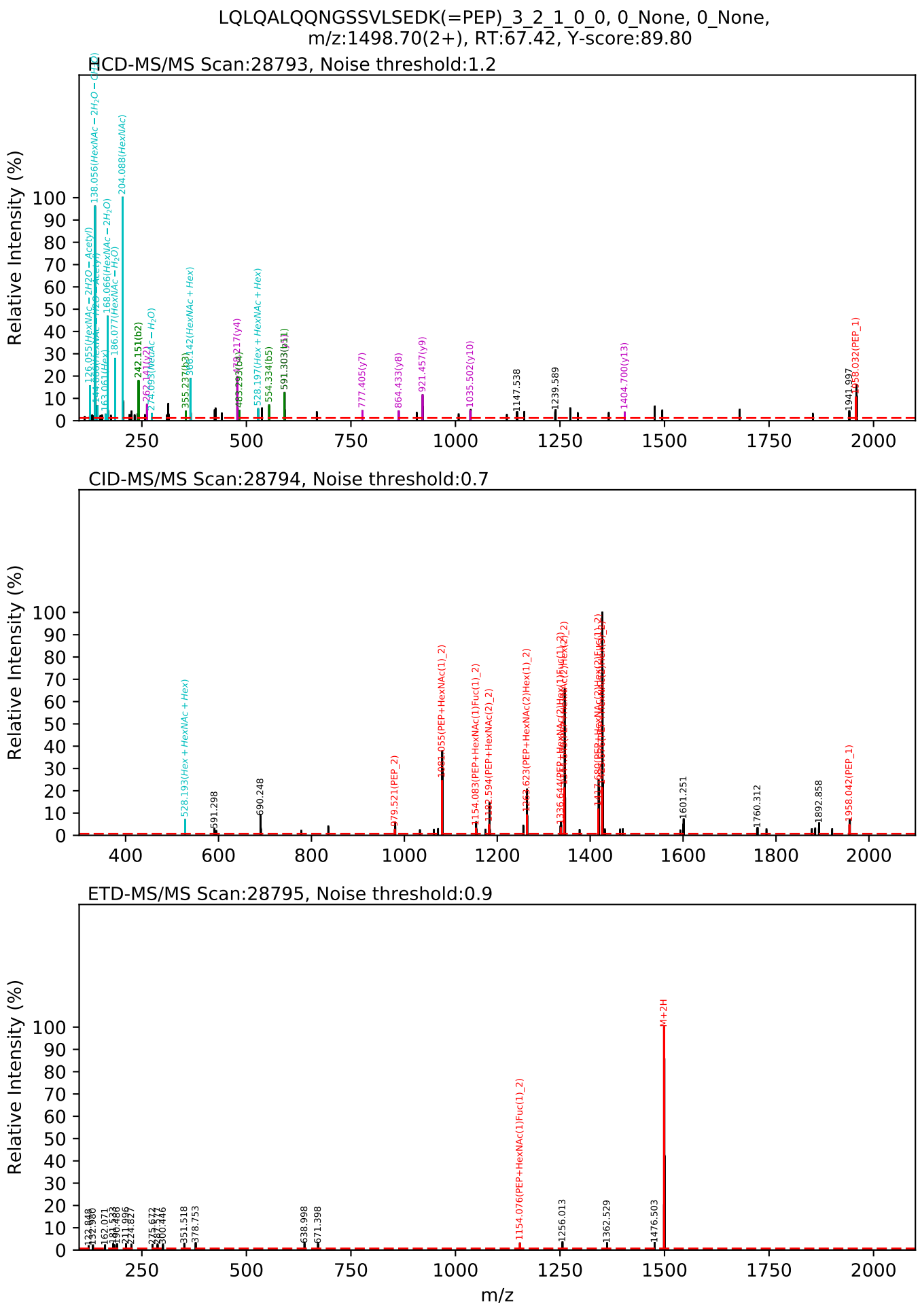
LQLQALQQNGSSVLSEDK(=PEP)_3_2_1_0_0, 0_None, 0_None,
m/z:1498.70(2+), RT:67.42, Y-score:89.80
HCD-MS/MS Scan:28793, Noise threshold:1.2
CID-MS/MS Scan:28794, Noise threshold:0.7
ETD-MS/MS Scan:28795, Noise threshold:0.9
Relative Intensity (%)
m/z
M+2H

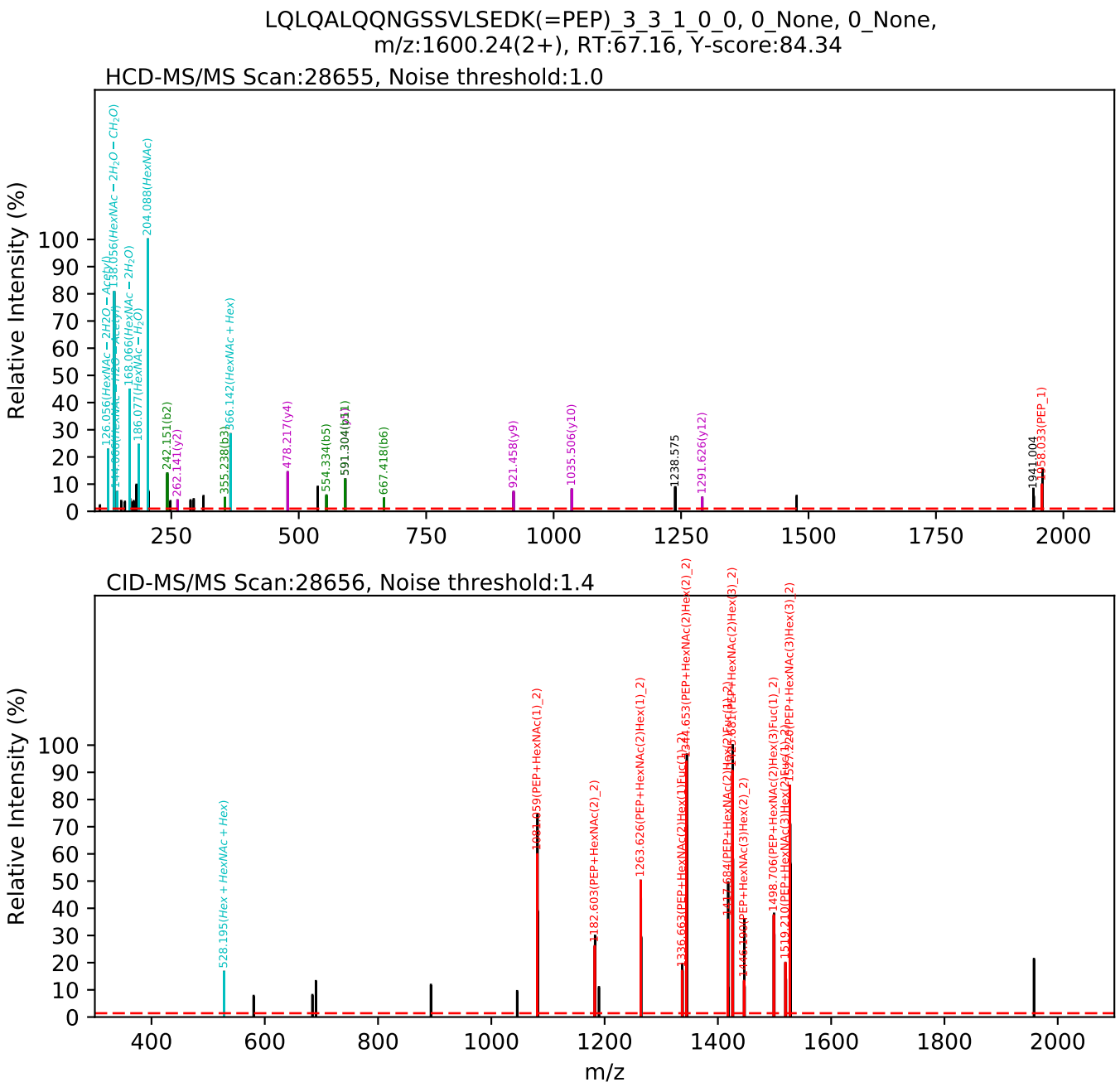
LQLQALQQNGSSVLSEDK(=PEP)_3_3_1_0_0, 0_None, 0_None,
m/z:1600.24(2+), RT:67.16, Y-score:84.34
HCD-MS/MS Scan:28655, Noise threshold:1.0
Relative Intensity (%)
126.056(HexNAc − 2H2O − Ac)
144.066(HexNAc − H2O − Ac)
168.066(HexNAc − 2H2O)
186.077(HexNAc − H2O)
204.088(HexNAc)
242.151(b2)
262.141(y2)
355.238(b3)
366.142(HexNAc + Hex)
478.217(y4)
554.334(b5)
591.304(b11)
667.418(b6)
921.458(y9)
1035.506(y10)
1238.575
1291.626(y12)
1941.004
1958.033(PEP_1)
CID-MS/MS Scan:28656, Noise threshold:1.4
Relative Intensity (%)
528.195(Hex + HexNAc + Hex)
1081.459(PEP+HexNAc(1)_2)
1182.603(PEP+HexNAc(2)_2)
1263.626(PEP+HexNAc(2)Hex(1)_2)
1336.663(PEP+HexNAc(2)Hex(1)Fuc(1)_2)
1344.653(PEP+HexNAc(2)Hex(2)_2)
1417.684(PEP+HexNAc(2)Hex(2)Fuc(1)_2)
1425.681(PEP+HexNAc(2)Hex(3)_2)
1446.199(PEP+HexNAc(3)Hex(2)_2)
1498.706(PEP+HexNAc(2)Hex(3)Fuc(1)_2)
1519.210(PEP+HexNAc(3)Hex(2)Fuc(1)_2)
1527.220(PEP+HexNAc(3)Hex(3)_2)
m/z

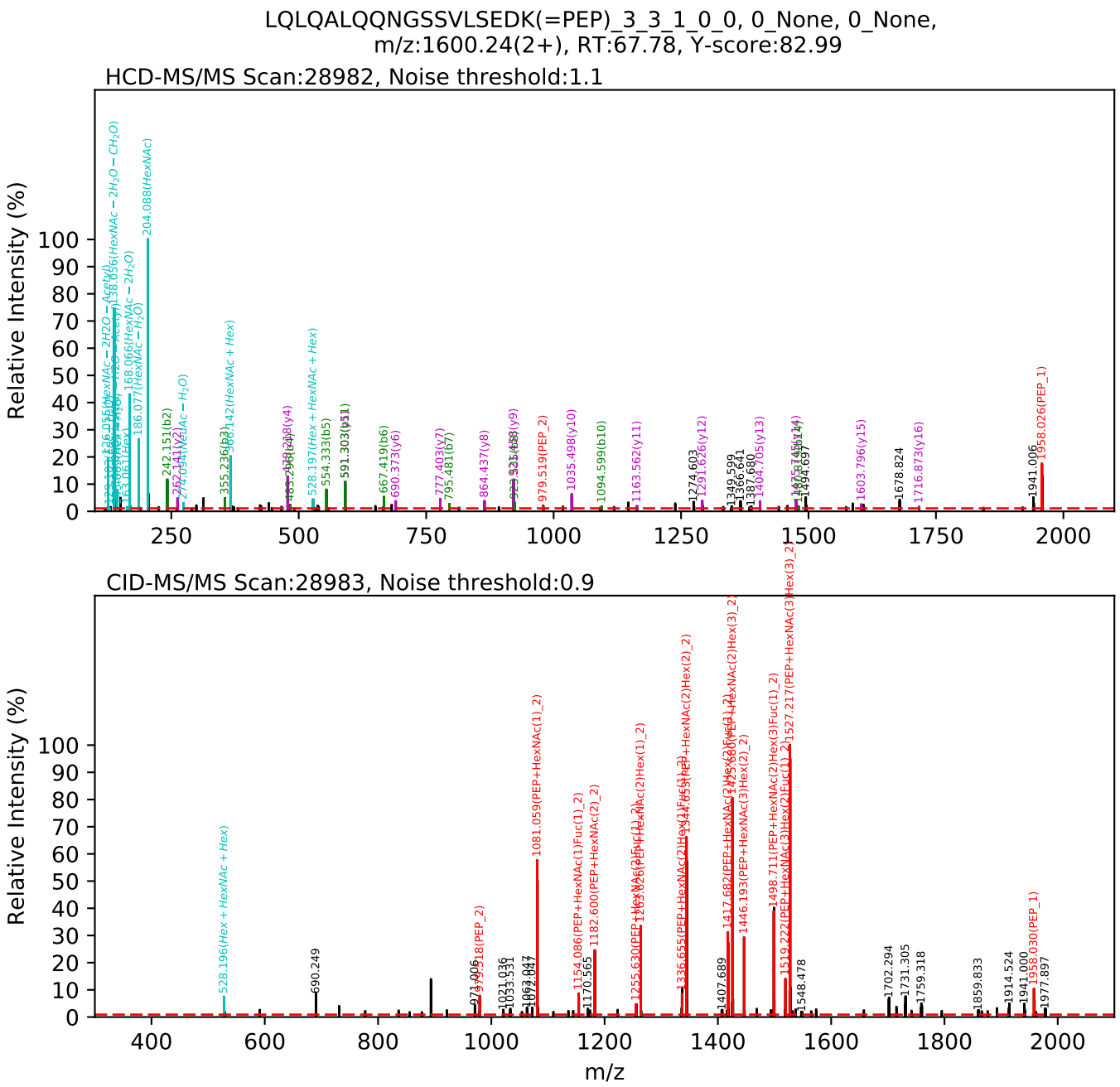
LQLQALQQNGSSVLSEDK(=PEP)_3_3_1_0_0, 0_None, 0_None,
m/z:1600.24(2+), RT:67.78, Y-score:82.99
HCD-MS/MS Scan:28982, Noise threshold:1.1
Relative Intensity (%)
204.088(HexNAc)
186.077(HexNAc − H2O)
168.066(HexNAc − 2H2O)
242.151(b2)
355.236(b3)
528.197(Hex + HexNAc + Hex)
554.333(b5)
591.303(y11)
667.419(b6)
690.373(y6)
777.403(y7)
795.481(b7)
864.437(y8)
979.519(PEP_2)
1035.498(y10)
1094.599(b10)
1163.562(y11)
1274.603
1291.626(y12)
1349.599
1366.641
1387.680
1404.705(y13)
1494.697
1603.796(y15)
1678.824
1716.873(y16)
1941.006
1958.026(PEP_1)
CID-MS/MS Scan:28983, Noise threshold:0.9
Relative Intensity (%)
528.196(Hex + HexNAc + Hex)
690.249
971.006
979.518(PEP_2)
1033.531
1081.059(PEP+HexNAc(1)_2)
1154.086(PEP+HexNAc(1)Fuc(1)_2)
1170.565
1182.600(PEP+HexNAc(2)_2)
1255.630(PEP+HexNAc(2)Hex(1)_2)
1336.655(PEP+HexNAc(2)Hex(1)Fuc(1)_2)
1344.659(PEP+HexNAc(2)Hex(2)_2)
1407.689
1417.682(PEP+HexNAc(2)Hex(2)Fuc(1)_2)
1425.680(PEP+HexNAc(2)Hex(3)_2)
1446.193(PEP+HexNAc(3)Hex(2)_2)
1498.711(PEP+HexNAc(2)Hex(3)Fuc(1)_2)
1519.222(PEP+HexNAc(3)Hex(2)Fuc(1)_2)
1527.217(PEP+HexNAc(3)Hex(3)_2)
1548.478
1702.294
1731.305
1759.318
1859.833
1914.524
1941.000
1958.030(PEP_1)
1977.897
m/z

LQLQALQQNGSSVLSEDK(=PEP)_3_3_1_0_0, 0_None, 0_None,
m/z:1600.24(2+), RT:77.79, Y-score:79.78

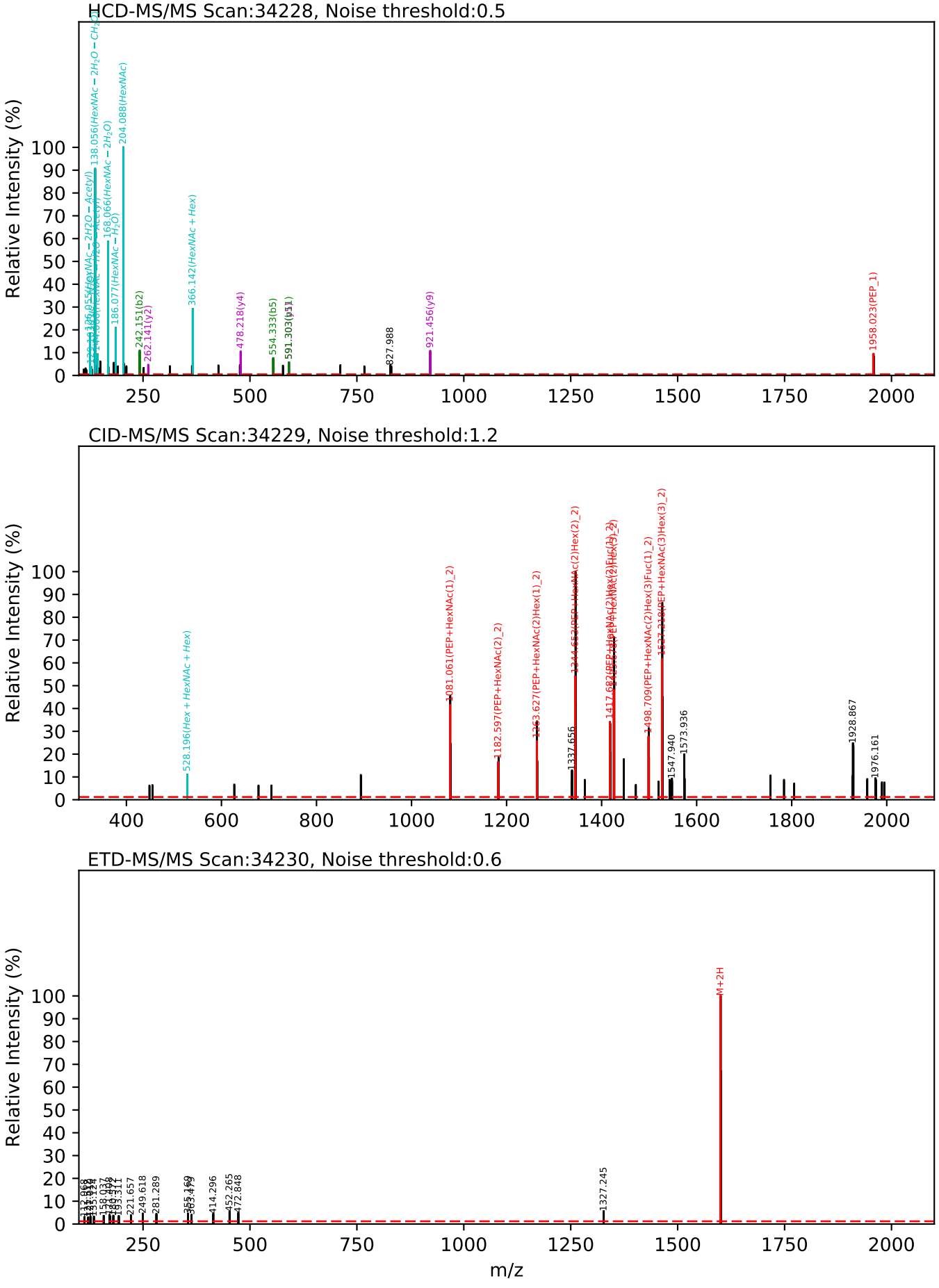

LQLQALQQNGSSVLSEDK(=PEP)_3_3_1_0_0, 0_None, 0_None,
m/z:1600.24(2+), RT:66.58, Y-score:91.74

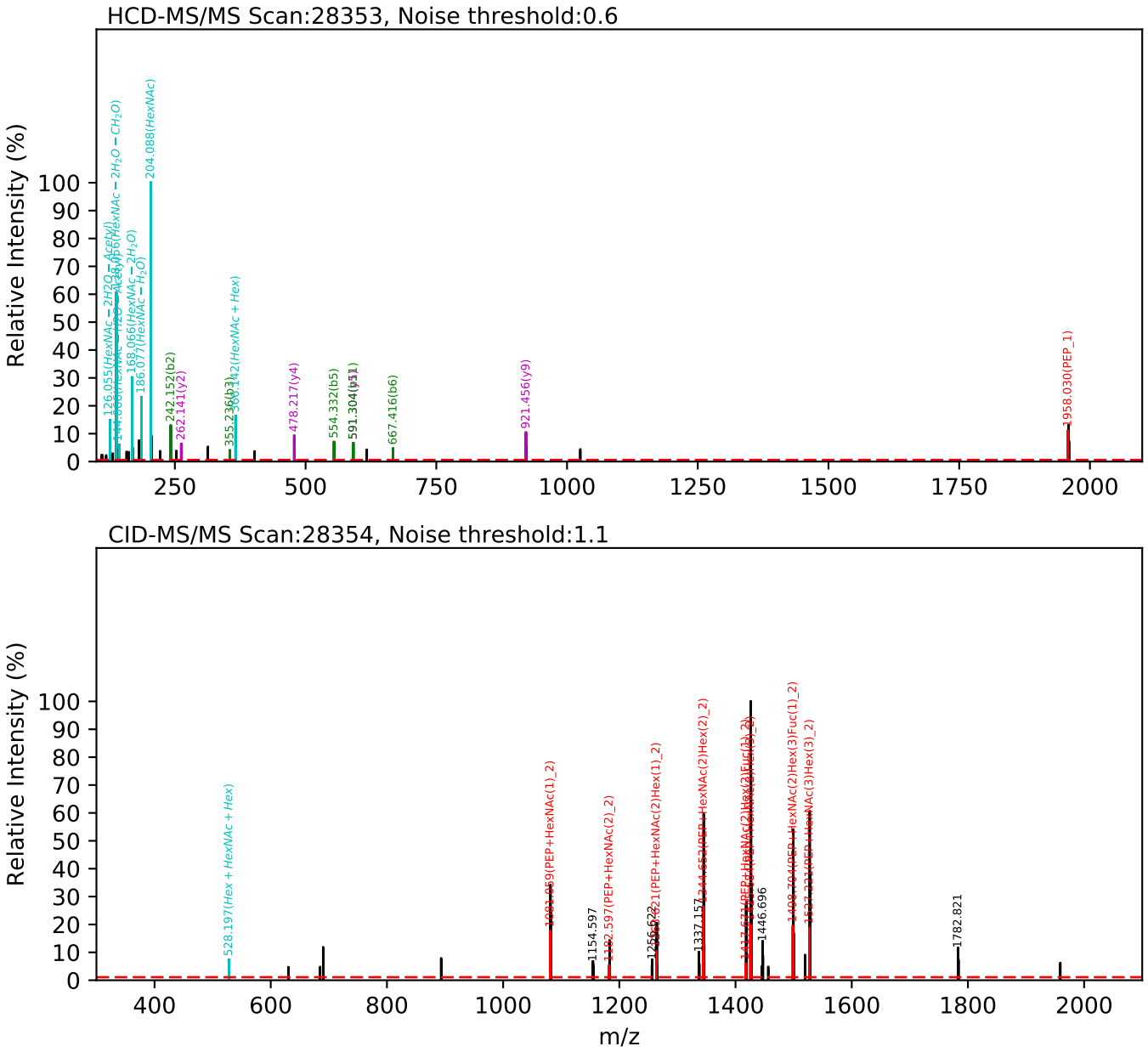

LQLQALQQNGSSVLSEDK(=PEP)_3_4_0_0_0, 0_None, 0_None,
m/z:1628.75(2+), RT:66.81, Y-score:73.70

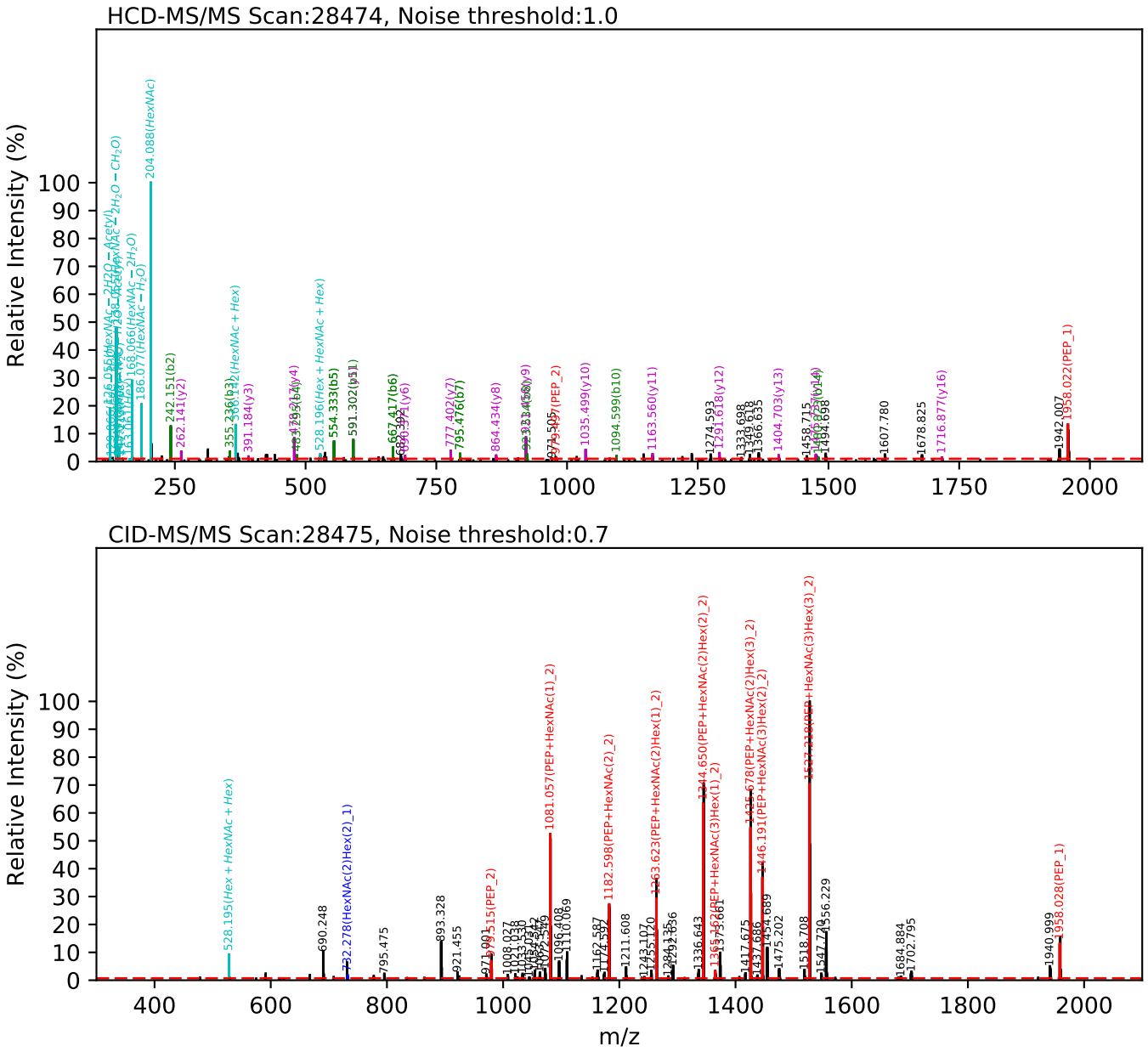

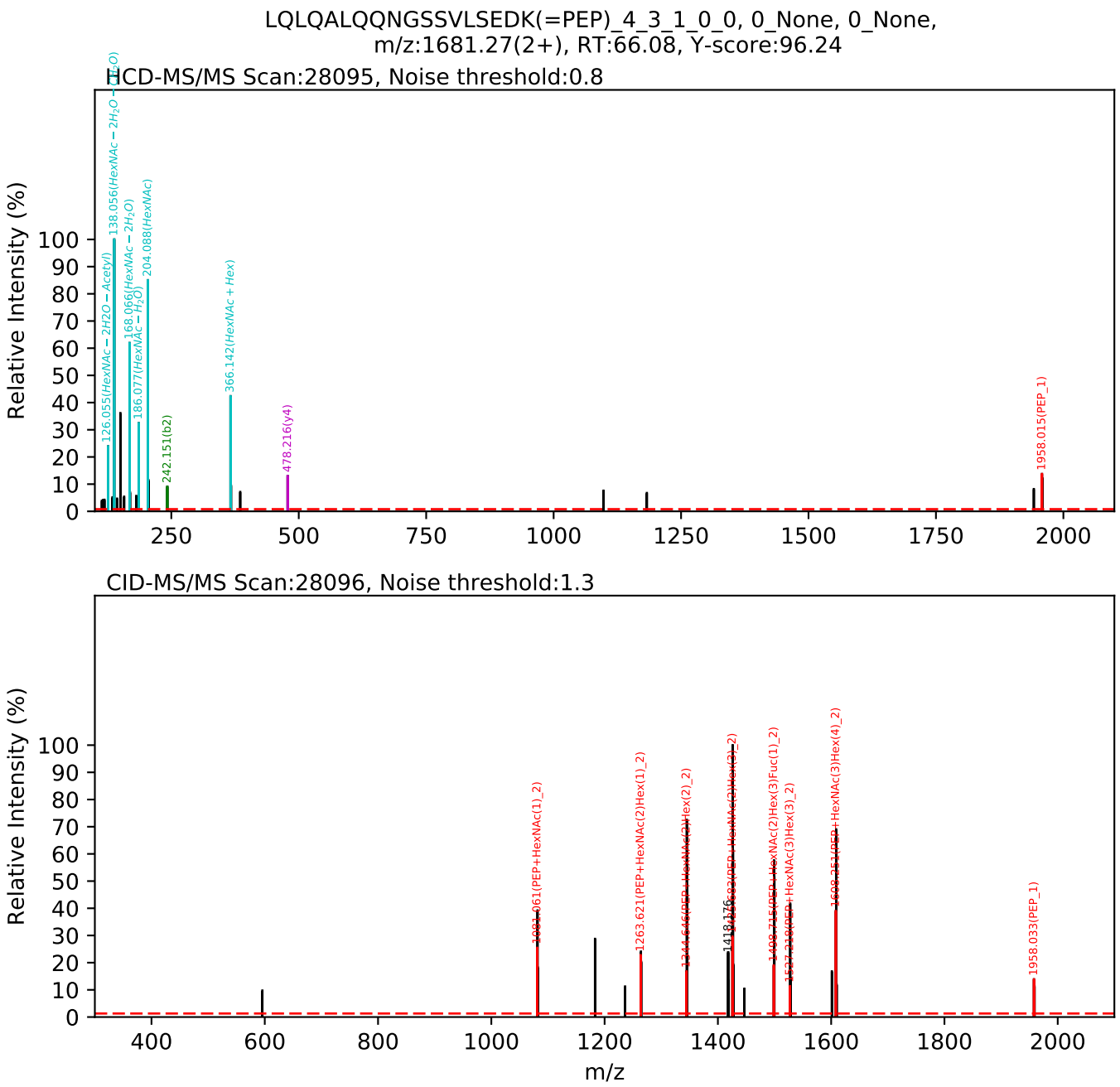
LQLQALQQNGSSVLSEDK(=PEP)_4_3_1_0_0, 0_None, 0_None,
m/z:1681.27(2+), RT:66.08, Y-score:96.24
HCD-MS/MS Scan:28095, Noise threshold:0.8
Relative Intensity (%)
126.055(HexNAc − 2H2O − Acetyl)
138.056(HexNAc − 2H2O)
168.066(HexNAc − 2H2O)
186.077(HexNAc − H2O)
204.088(HexNAc)
242.151(b2)
366.142(HexNAc + Hex)
478.216(y4)
1958.015(PEP_1)
CID-MS/MS Scan:28096, Noise threshold:1.3
Relative Intensity (%)
1081.061(PEP+HexNAc(1)_2)
1263.621(PEP+HexNAc(2)Hex(1)_2)
1958.033(PEP_1)
m/z

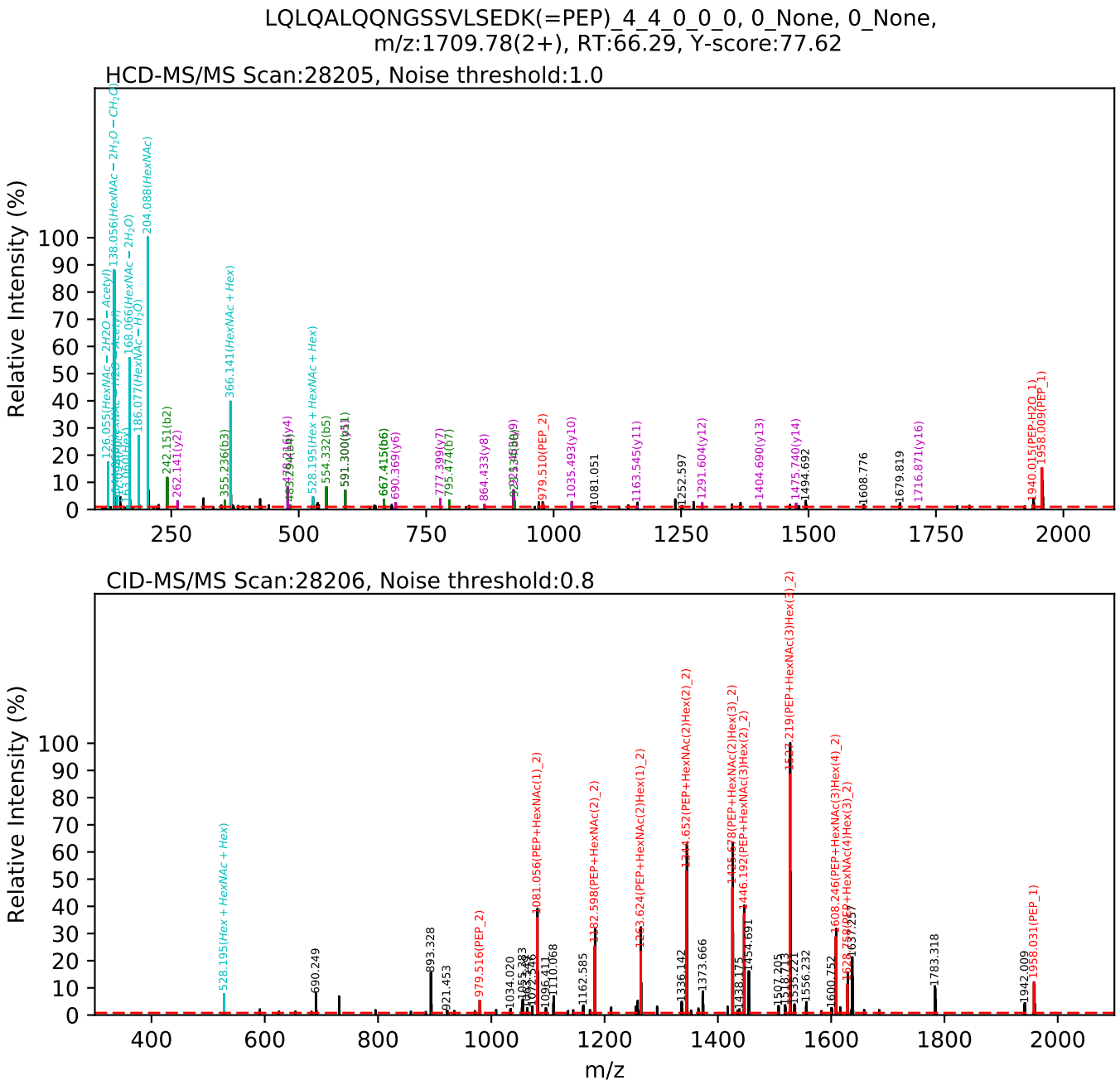
LQLQALQQNGSSVLSEDK(=PEP)_4_4_0_0_0, 0_None, 0_None,
m/z:1709.78(2+), RT:66.29, Y-score:77.62
HCD-MS/MS Scan:28205, Noise threshold:1.0
Relative Intensity (%)
CID-MS/MS Scan:28206, Noise threshold:0.8
Relative Intensity (%)
m/z

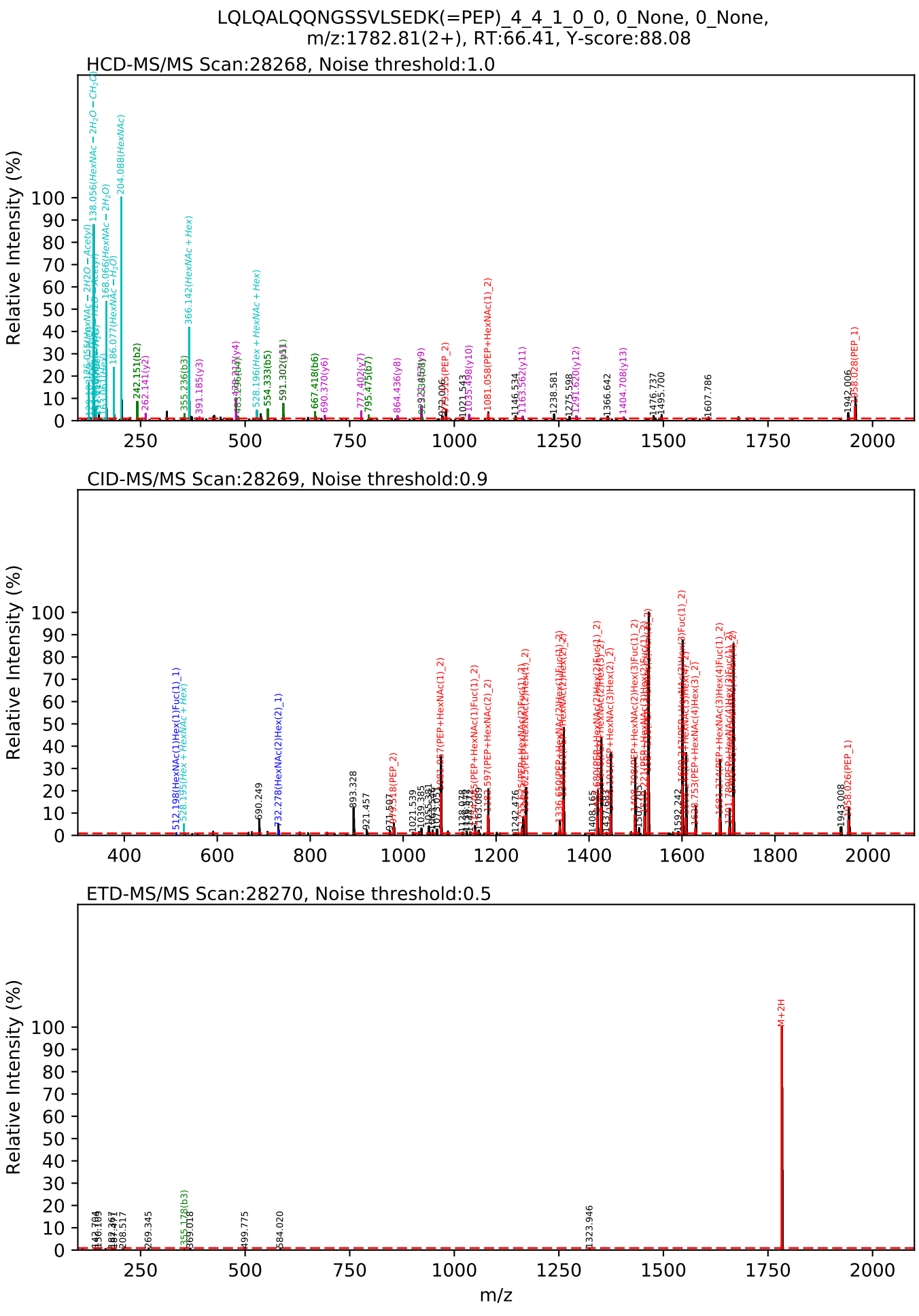
LQLQALQQNGSSVLSEDK(=PEP)_4_4_1_0_0, 0_None, 0_None,
m/z:1782.81(2+), RT:66.41, Y-score:88.08
HCD-MS/MS Scan:28268, Noise threshold:1.0
Relative Intensity (%)
CID-MS/MS Scan:28269, Noise threshold:0.9
Relative Intensity (%)
ETD-MS/MS Scan:28270, Noise threshold:0.5
Relative Intensity (%)
m/z

LQLQALQQNGSSVLSEDK(=PEP)_4_4_1_0_0, 0_None, 0_None,
m/z:1782.81(2+), RT:66.57, Y-score:85.74

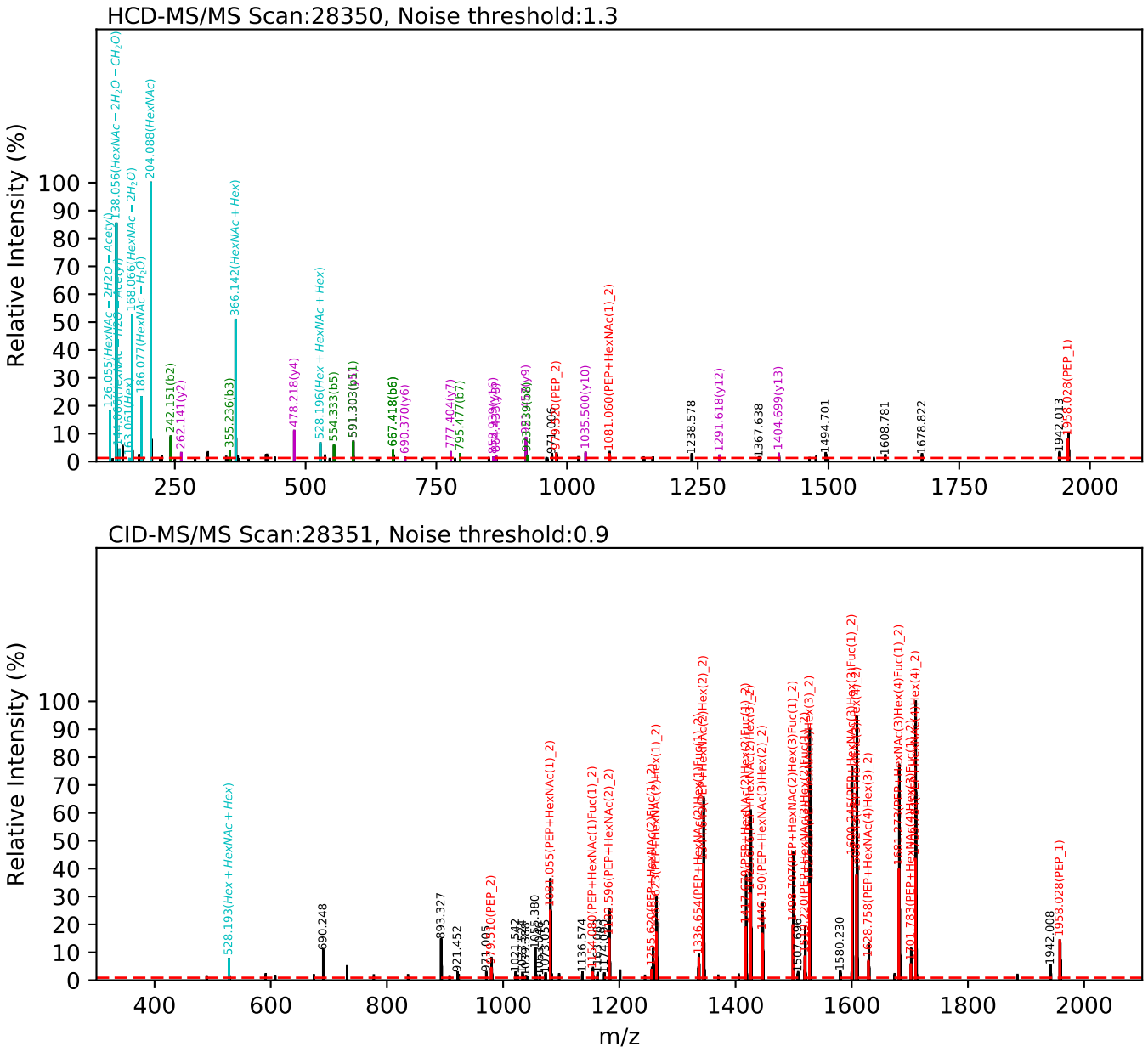

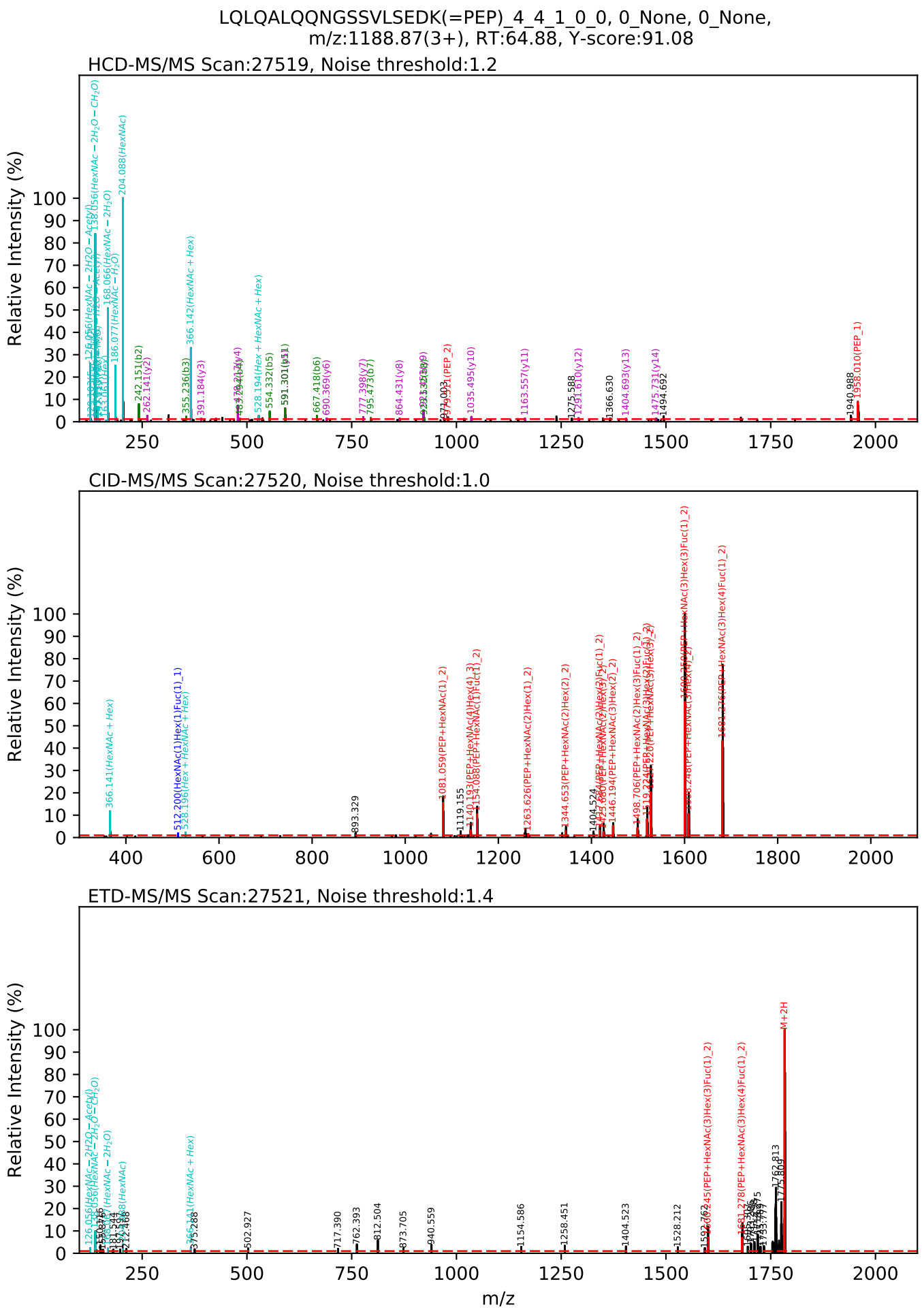
LQLQALQQNGSSVLSEDK(=PEP)_4_4_1_0_0, 0_None, 0_None,
m/z:1188.87(3+), RT:64.88, Y-score:91.08
HCD-MS/MS Scan:27519, Noise threshold:1.2
Relative Intensity (%)
CID-MS/MS Scan:27520, Noise threshold:1.0
Relative Intensity (%)
ETD-MS/MS Scan:27521, Noise threshold:1.4
Relative Intensity (%)
m/z

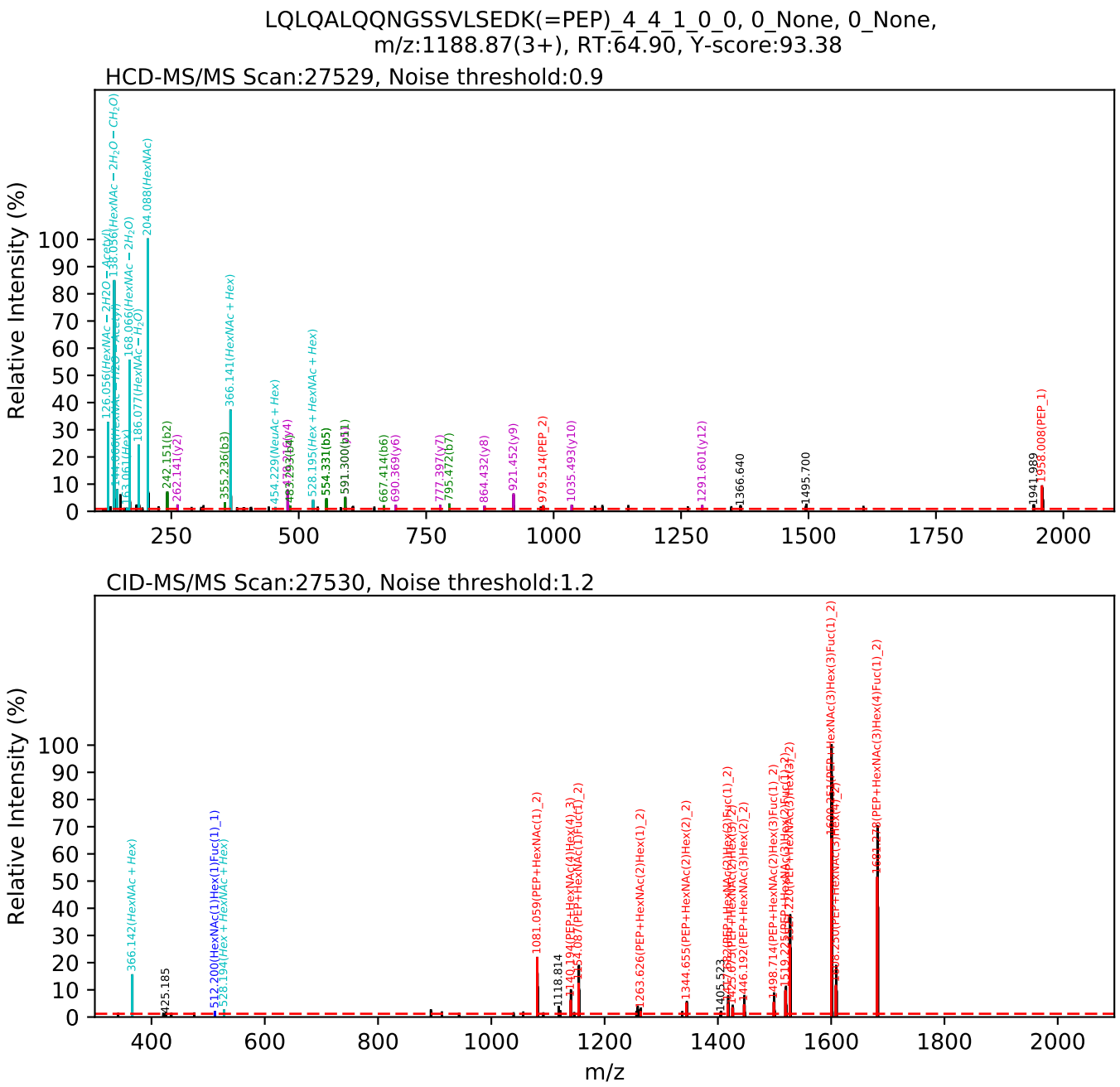
LQLQALQQNGSSVLSEDK(=PEP)_4_4_1_0_0, 0_None, 0_None,
m/z:1188.87(3+), RT:64.90, Y-score:93.38
HCD-MS/MS Scan:27529, Noise threshold:0.9
Relative Intensity (%)
CID-MS/MS Scan:27530, Noise threshold:1.2
Relative Intensity (%)
m/z

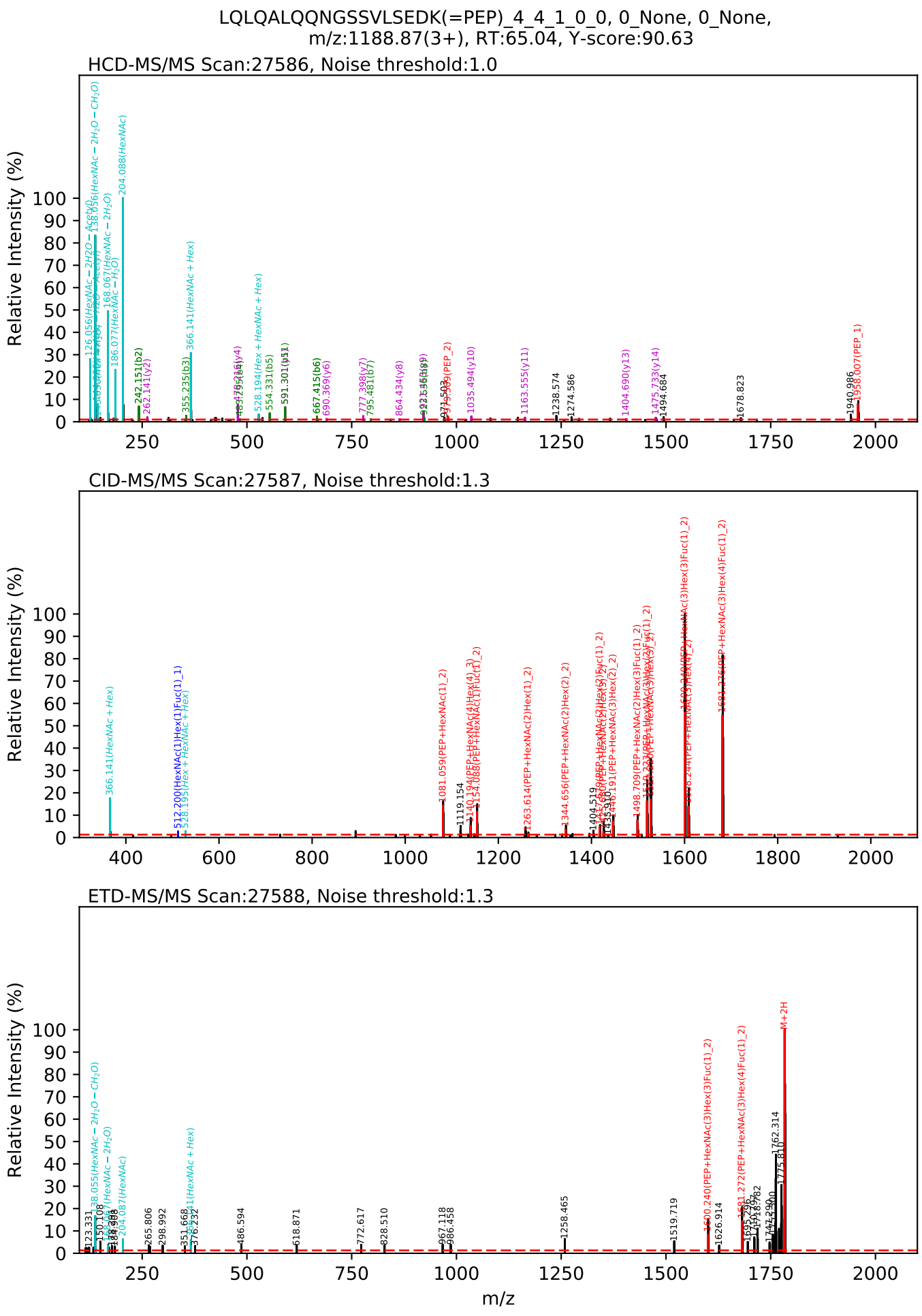
LQLQALQQNGSSVLSEDK(=PEP)_4_4_1_0_0, 0_None, 0_None,
m/z:1188.87(3+), RT:65.04, Y-score:90.63
HCD-MS/MS Scan:27586, Noise threshold:1.0
Relative Intensity (%)
CID-MS/MS Scan:27587, Noise threshold:1.3
Relative Intensity (%)
ETD-MS/MS Scan:27588, Noise threshold:1.3
Relative Intensity (%)
m/z

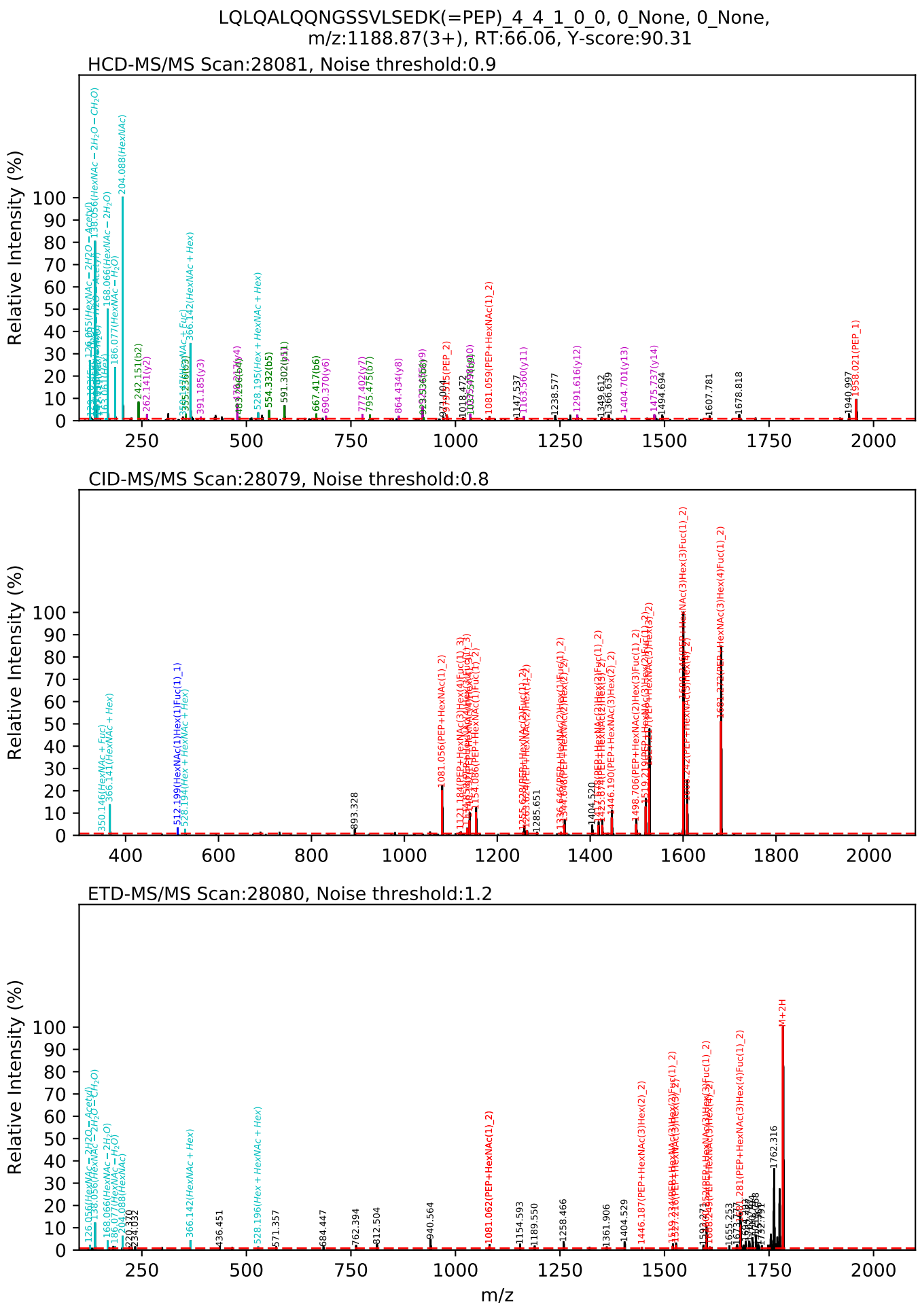
LQLQALQQNGSSVLSEDK(=PEP)_4_4_1_0_0, 0_None, 0_None,
m/z:1188.87(3+), RT:66.06, Y-score:90.31
HCD-MS/MS Scan:28081, Noise threshold:0.9
CID-MS/MS Scan:28079, Noise threshold:0.8
ETD-MS/MS Scan:28080, Noise threshold:1.2
Relative Intensity (%)
m/z

LQLQALQQNGSSVLSEDK(=PEP)_4_4_1_0_0, 0_None, 0_None,
m/z:1188.87(3+), RT:66.99, Y-score:87.64

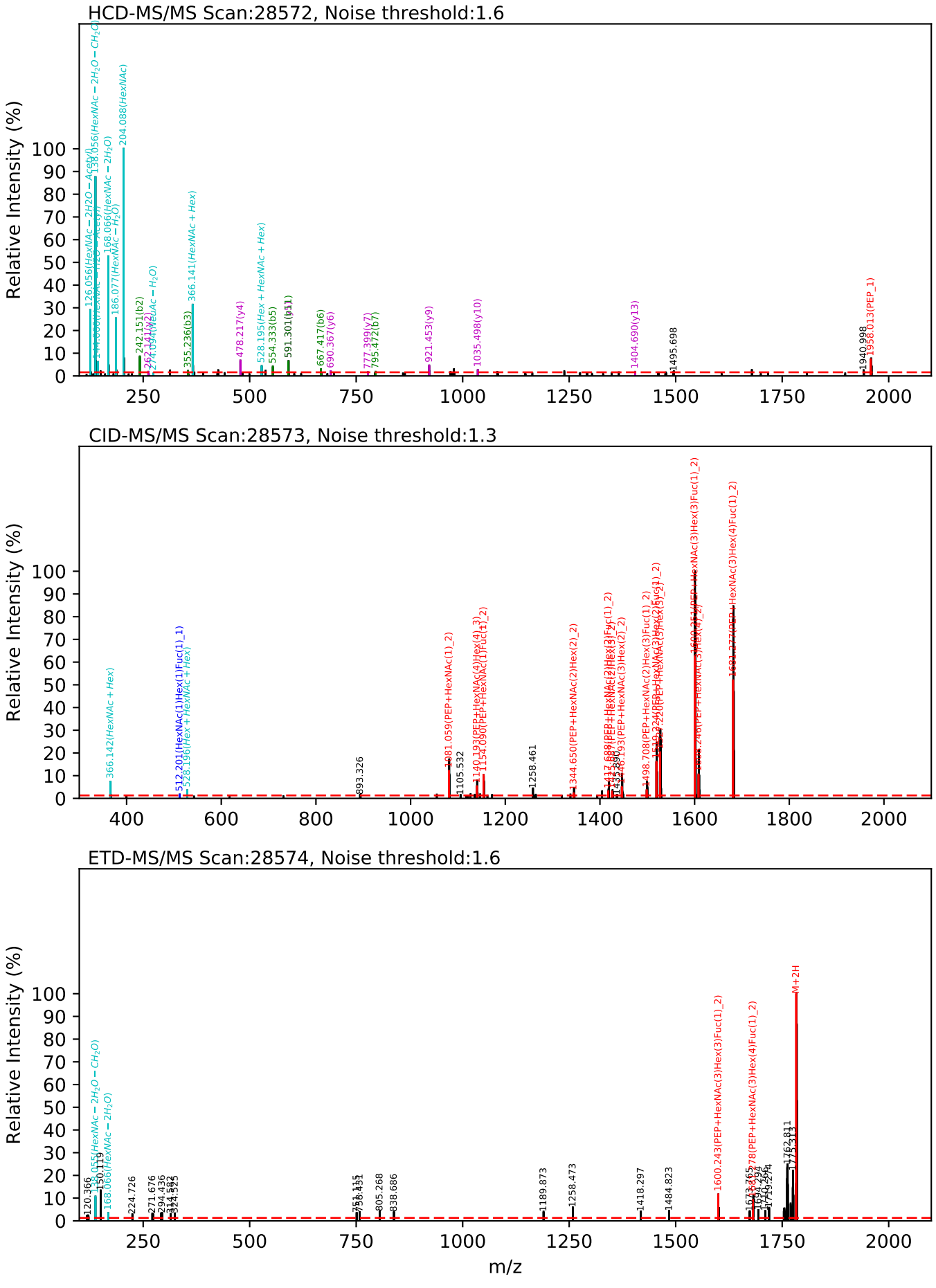

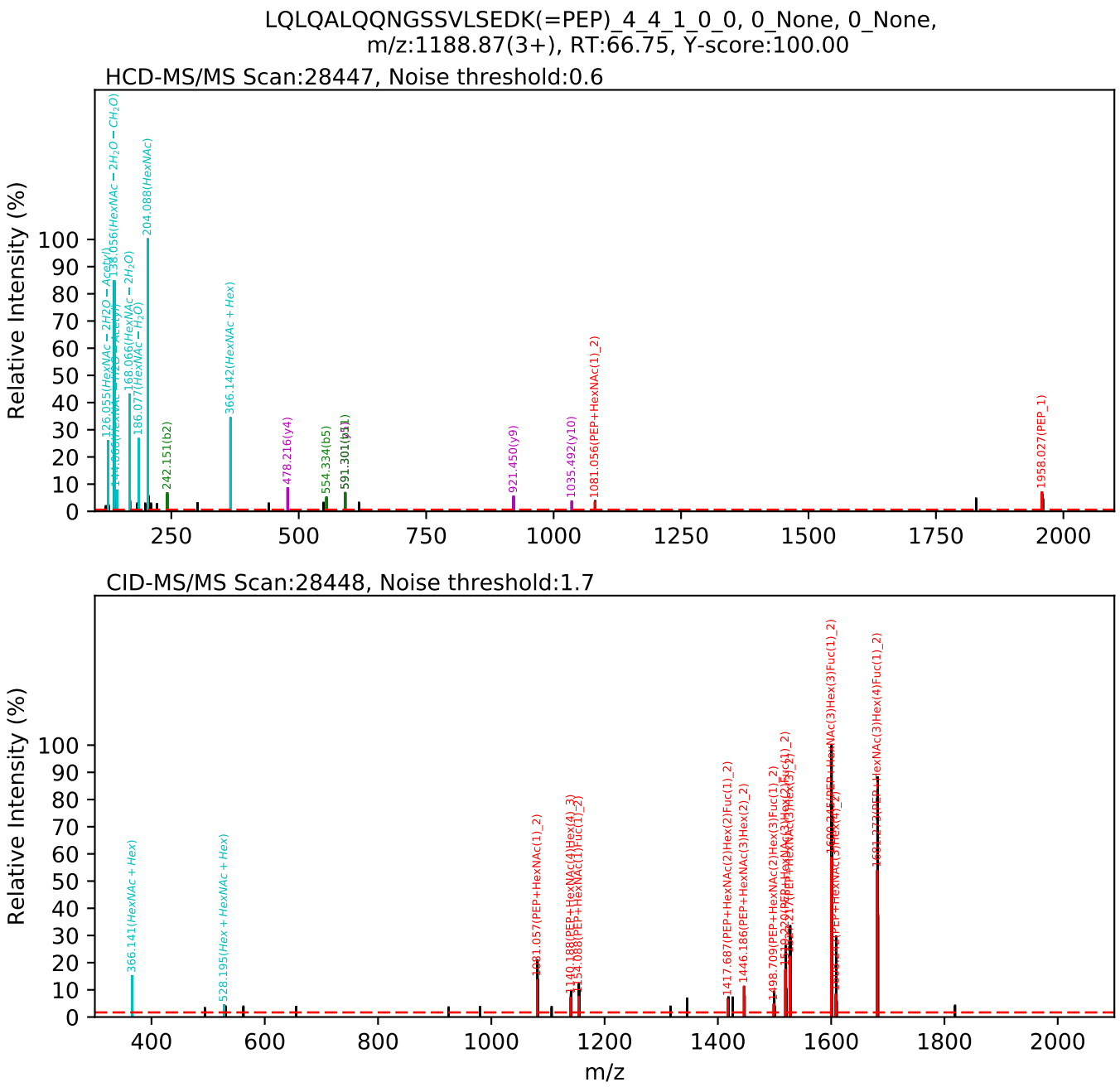
LQLQALQQNGSSVLSEDK(=PEP)_4_4_1_0_0, 0_None, 0_None,
m/z:1188.87(3+), RT:66.75, Y-score:100.00
HCD-MS/MS Scan:28447, Noise threshold:0.6
Relative Intensity (%)
126.055(HexNAc − 2H2O − Ac)
144.066(HexNAc − 2H2O)
168.066(HexNAc − 2H2O)
186.077(HexNAc − H2O)
204.088(HexNAc)
242.151(b2)
366.142(HexNAc + Hex)
478.216(y4)
554.334(b5)
591.301(b11)
921.450(y9)
1035.492(y10)
1081.056(PEP+HexNAc(1)_2)
1958.027(PEP_1)
CID-MS/MS Scan:28448, Noise threshold:1.7
Relative Intensity (%)
366.141(HexNAc + Hex)
528.195(Hex + HexNAc + Hex)
1081.057(PEP+HexNAc(1)_2)
1140.188(PEP+HexNAc(4)Hex(4)_3)
1154.088(PEP+HexNAc(1)Fuc(1)_2)
1417.687(PEP+HexNAc(2)Hex(2)Fuc(1)_2)
1446.186(PEP+HexNAc(3)Hex(2)_2)
1498.709(PEP+HexNAc(2)Hex(3)Fuc(1)_2)
1600.245(PEP+HexNAc(3)Hex(3)Fuc(1)_2)
1681.272(PEP+HexNAc(3)Hex(4)Fuc(1)_2)
m/z

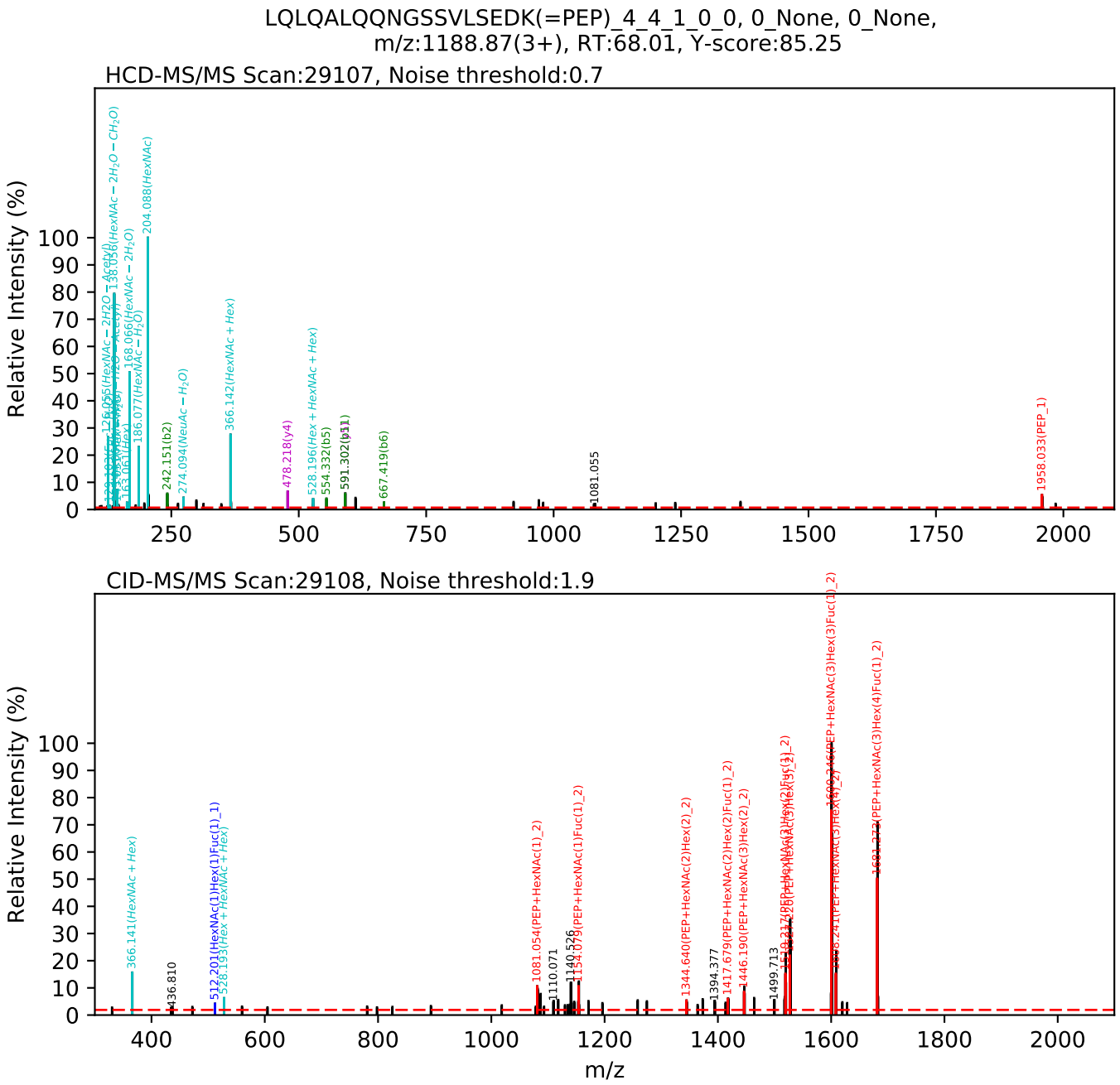
LQLQALQQNGSSVLSEDK(=PEP)_4_4_1_0_0, 0_None, 0_None,
m/z:1188.87(3+), RT:68.01, Y-score:85.25
HCD-MS/MS Scan:29107, Noise threshold:0.7
Relative Intensity (%)
204.088(HexNAc)
366.142(HexNAc + Hex)
242.151(b2)
274.094(NeuAc − H2O)
478.218(y4)
528.196(Hex + HexNAc + Hex)
554.332(b5)
667.419(b6)
1081.055
1958.033(PEP_1)
CID-MS/MS Scan:29108, Noise threshold:1.9
Relative Intensity (%)
366.141(HexNAc + Hex)
436.810
512.201(HexNAc(1)Hex(1)Fuc(1)_1)
528.193(Hex + HexNAc + Hex)
1081.054(PEP+HexNAc(1)_2)
1110.071
1140.526
1154.079(PEP+HexNAc(1)Fuc(1)_2)
1344.640(PEP+HexNAc(2)Hex(2)_2)
1394.377
1417.679(PEP+HexNAc(2)Hex(2)Fuc(1)_2)
1446.190(PEP+HexNAc(3)Hex(2)_2)
1499.713
1602.244(PEP+HexNAc(3)Hex(3)Fuc(1)_2)
1681.272(PEP+HexNAc(3)Hex(4)Fuc(1)_2)
m/z

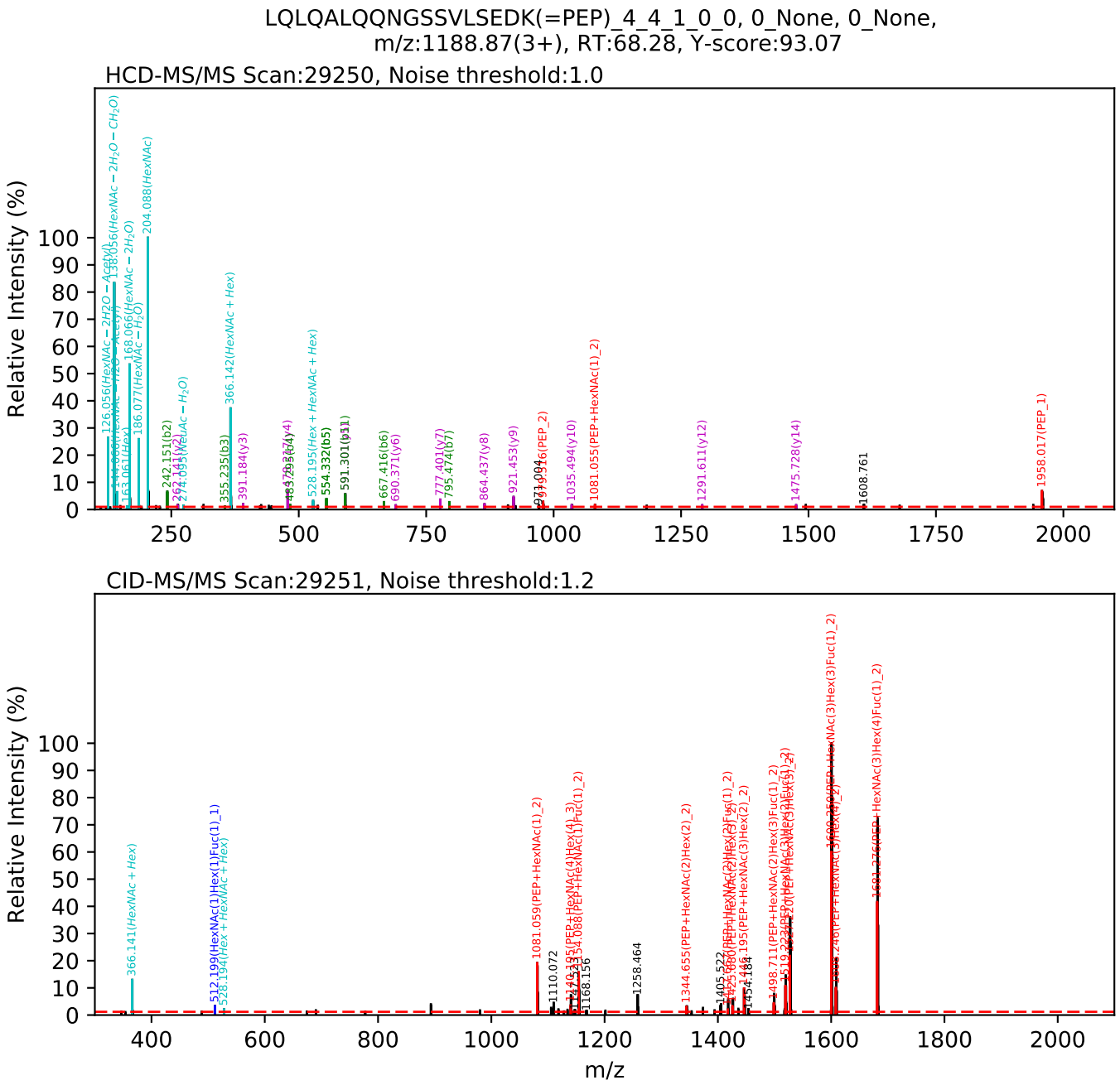
LQLQALQQNGSSVLSEDK(=PEP)_4_4_1_0_0, 0_None, 0_None,
m/z:1188.87(3+), RT:68.28, Y-score:93.07
HCD-MS/MS Scan:29250, Noise threshold:1.0
Relative Intensity (%)
204.088(HexNAc)
186.077(HexNAc − H2O)
366.142(HexNAc + Hex)
242.151(b2)
355.235(b3)
391.184(y3)
528.195(Hex + HexNAc + Hex)
554.332(b5)
591.301(b11)
667.416(b6)
690.371(y6)
777.401(y7)
795.474(b7)
864.437(y8)
921.453(y9)
1035.494(y10)
1081.055(PEP+HexNAc(1)_2)
1291.611(y12)
1475.728(y14)
1608.761
1958.017(PEP_1)
CID-MS/MS Scan:29251, Noise threshold:1.2
Relative Intensity (%)
366.141(HexNAc + Hex)
512.199(HexNAc(1)Hex(1)Fuc(1)_1)
528.194(Hex + HexNAc + Hex)
1081.059(PEP+HexNAc(1)_2)
1110.072
1168.156
1258.464
1344.655(PEP+HexNAc(2)Hex(2)_2)
1405.522
1454.184
1498.711(PEP+HexNAc(2)Hex(3)Fuc(1)_2)
1600.215(PEP+HexNAc(3)Hex(3)Fuc(1)_2)
1681.276(PEP+HexNAc(3)Hex(4)Fuc(1)_2)
m/z

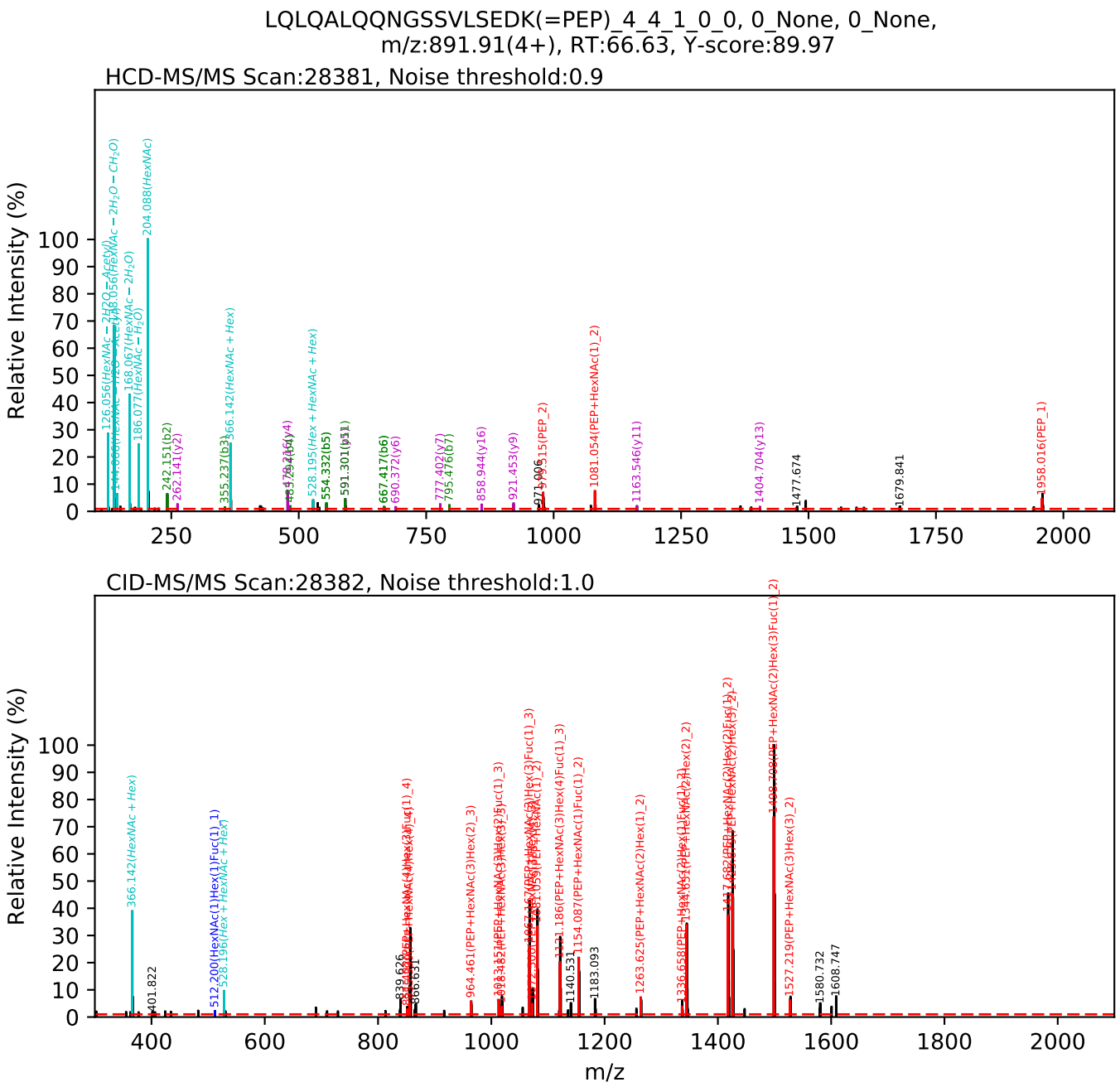
LQLQALQQNGSSVLSEDK(=PEP)_4_4_1_0_0, 0_None, 0_None,
m/z:891.91(4+), RT:66.63, Y-score:89.97
HCD-MS/MS Scan:28381, Noise threshold:0.9
Relative Intensity (%)
CID-MS/MS Scan:28382, Noise threshold:1.0
Relative Intensity (%)
m/z

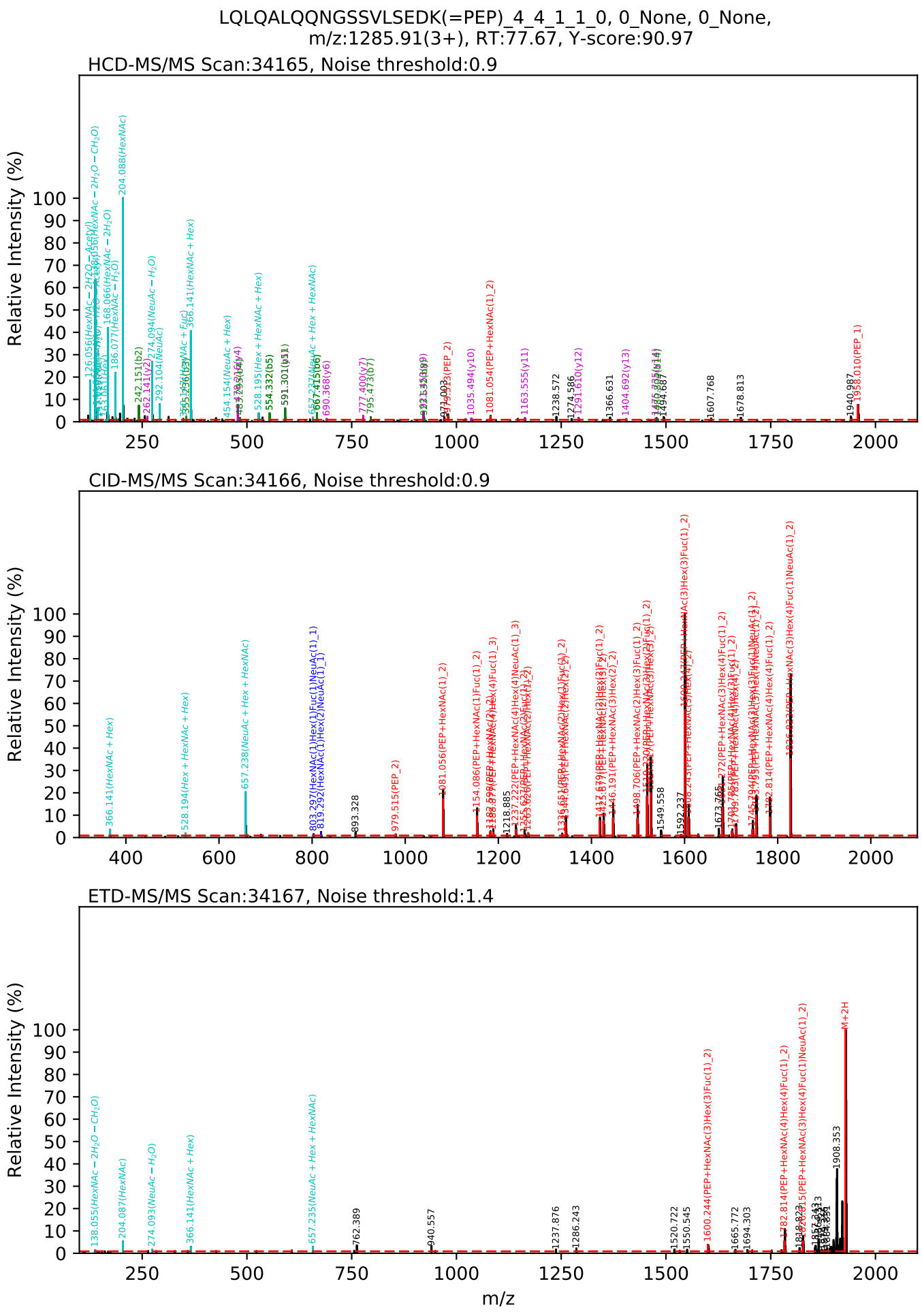
LQLQALQQNGSSVLSEDK(=PEP)_4_4_1_1_0, 0_None, 0_None,
m/z:1285.91(3+), RT:77.67, Y-score:90.97
HCD-MS/MS Scan:34165, Noise threshold:0.9
CID-MS/MS Scan:34166, Noise threshold:0.9
ETD-MS/MS Scan:34167, Noise threshold:1.4
Relative Intensity (%)
m/z

LQLQALQQNGSSVLSEDK(=PEP)_4_4_1_1_0, 0_None, 0_None,
m/z:964.68(4+), RT:77.72, Y-score:89.02

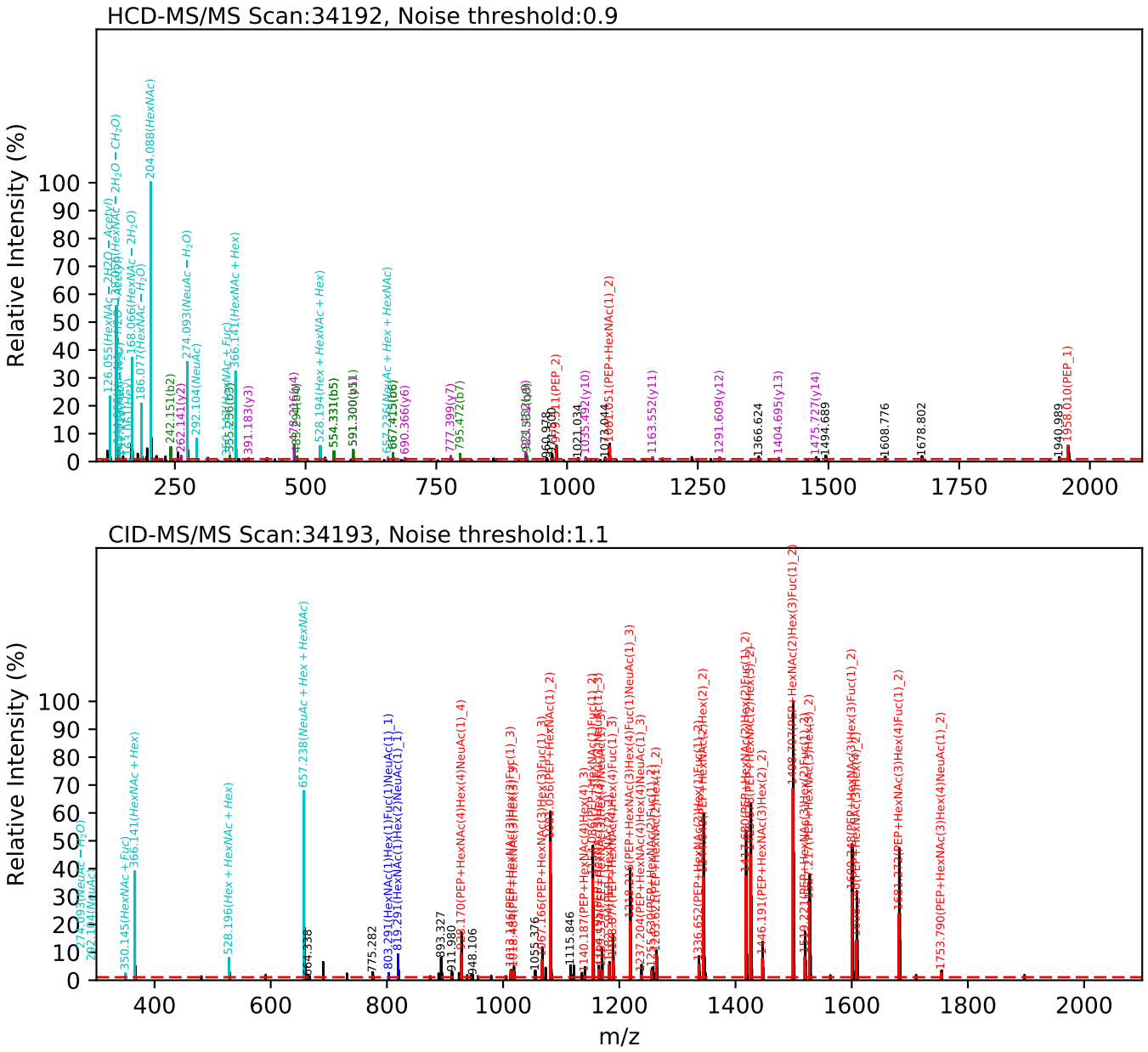

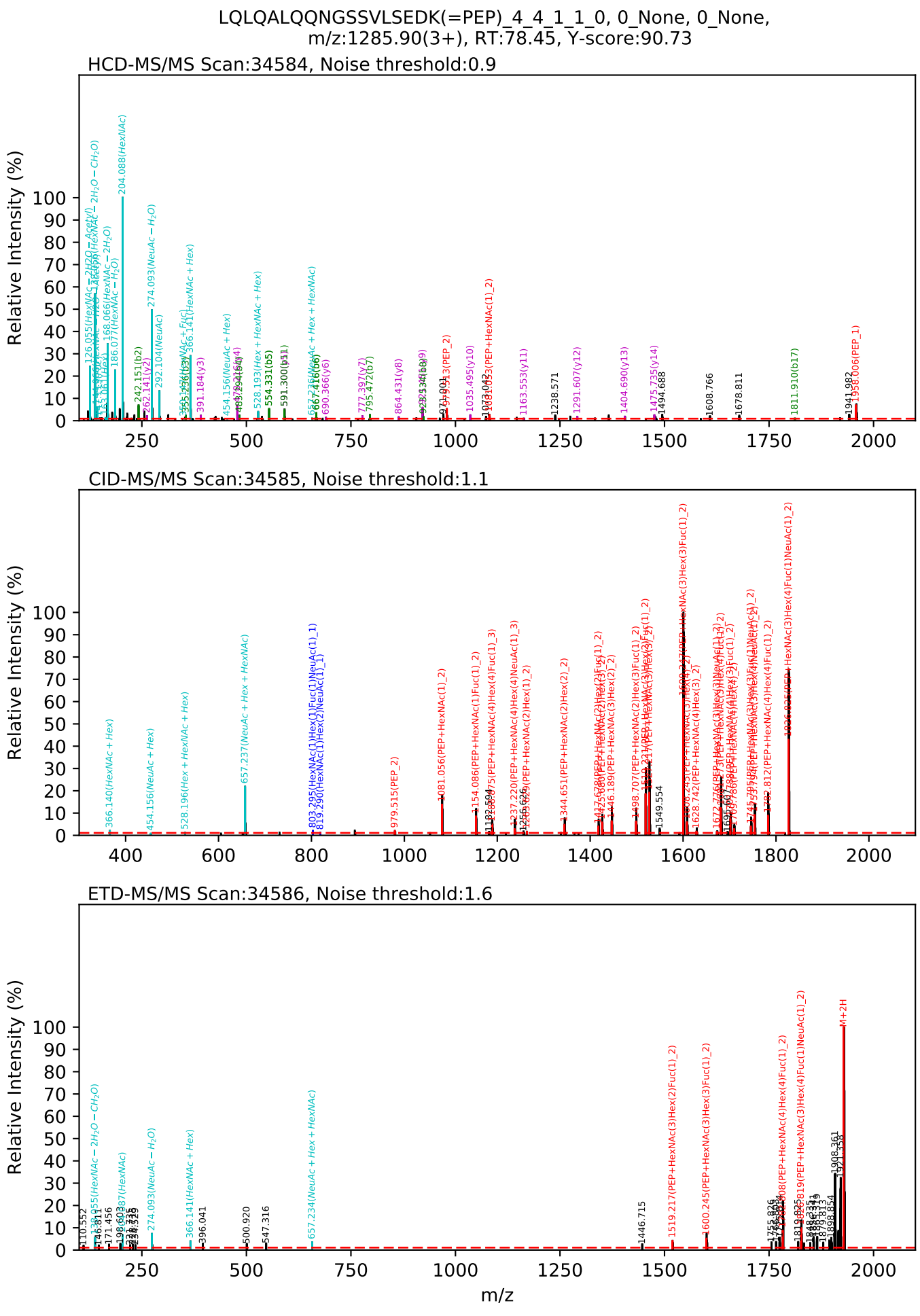
LQLQALQQNGSSVLSEDK(=PEP)_4_4_1_1_0, 0_None, 0_None,
m/z:1285.90(3+), RT:78.45, Y-score:90.73
HCD-MS/MS Scan:34584, Noise threshold:0.9
CID-MS/MS Scan:34585, Noise threshold:1.1
ETD-MS/MS Scan:34586, Noise threshold:1.6
Relative Intensity (%)
m/z

LQLQALQQNGSSVLSEDK(=PEP)_4_4_1_1_0, 0_None, 0_None,
m/z:1928.36(2+), RT:77.78, Y-score:89.90

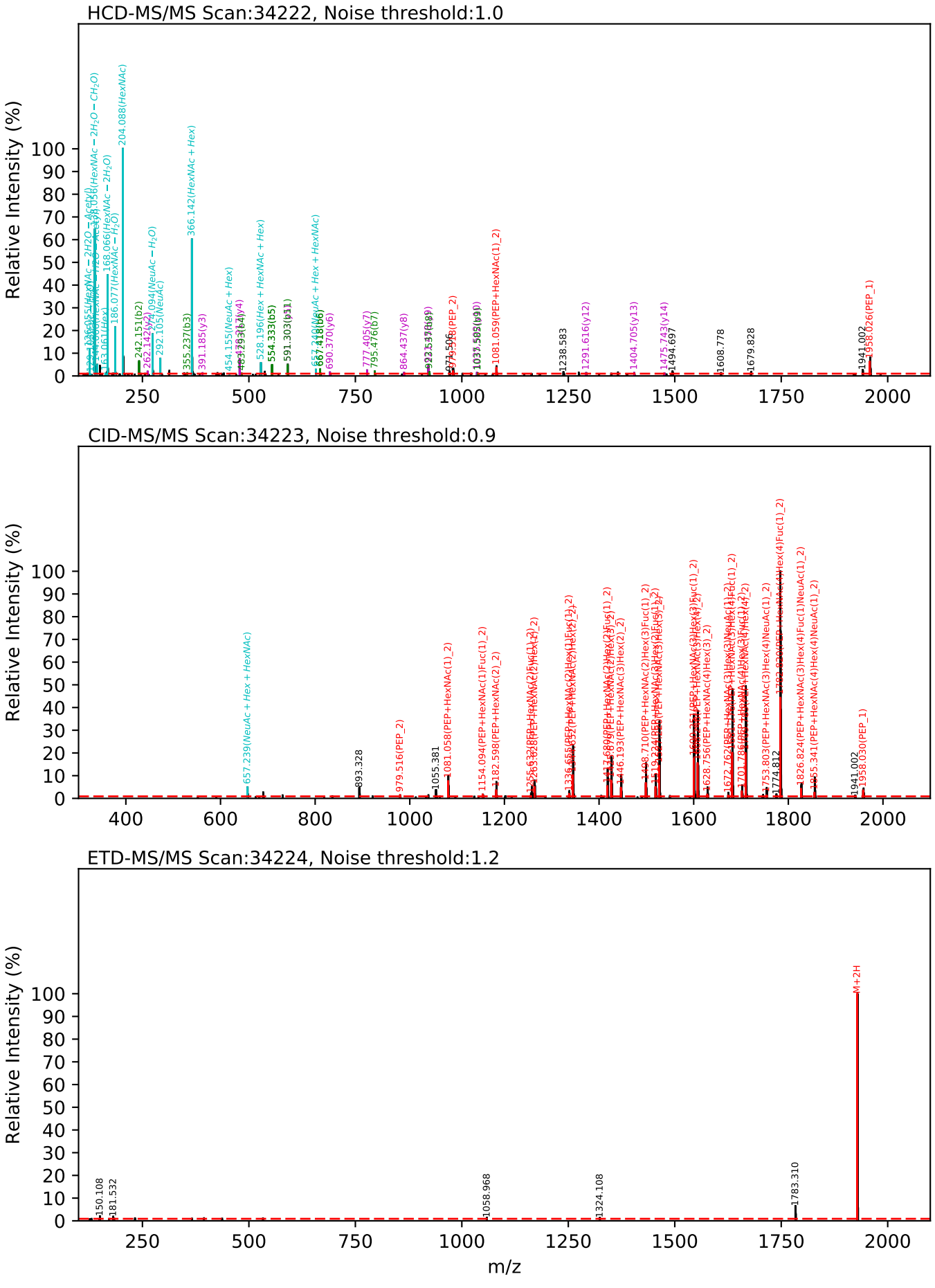

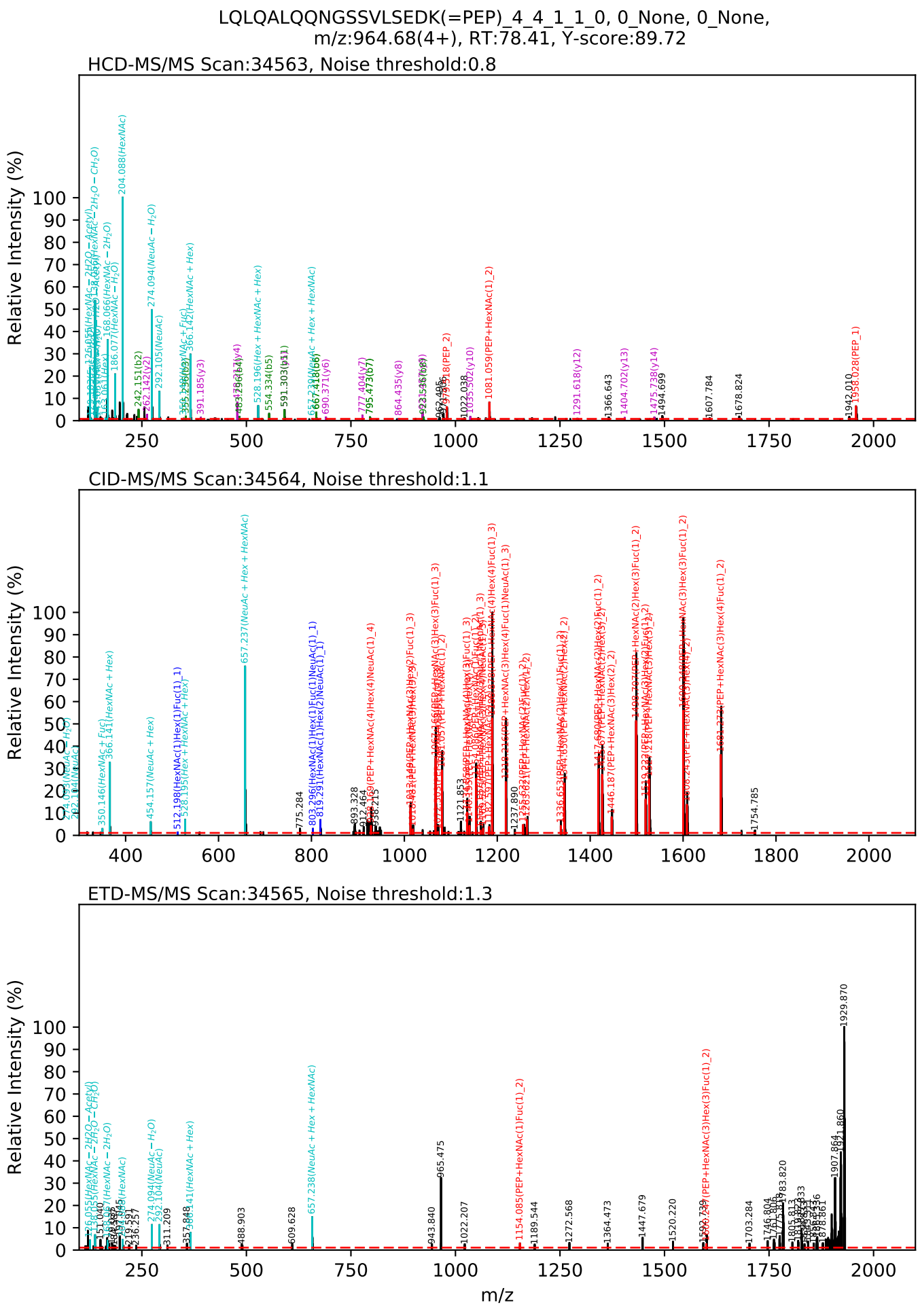
LQLQALQQNGSSVLSEDK(=PEP)_4_4_1_1_0, 0_None, 0_None,
m/z:964.68(4+), RT:78.41, Y-score:89.72
HCD-MS/MS Scan:34563, Noise threshold:0.8
CID-MS/MS Scan:34564, Noise threshold:1.1
ETD-MS/MS Scan:34565, Noise threshold:1.3
Relative Intensity (%)
m/z

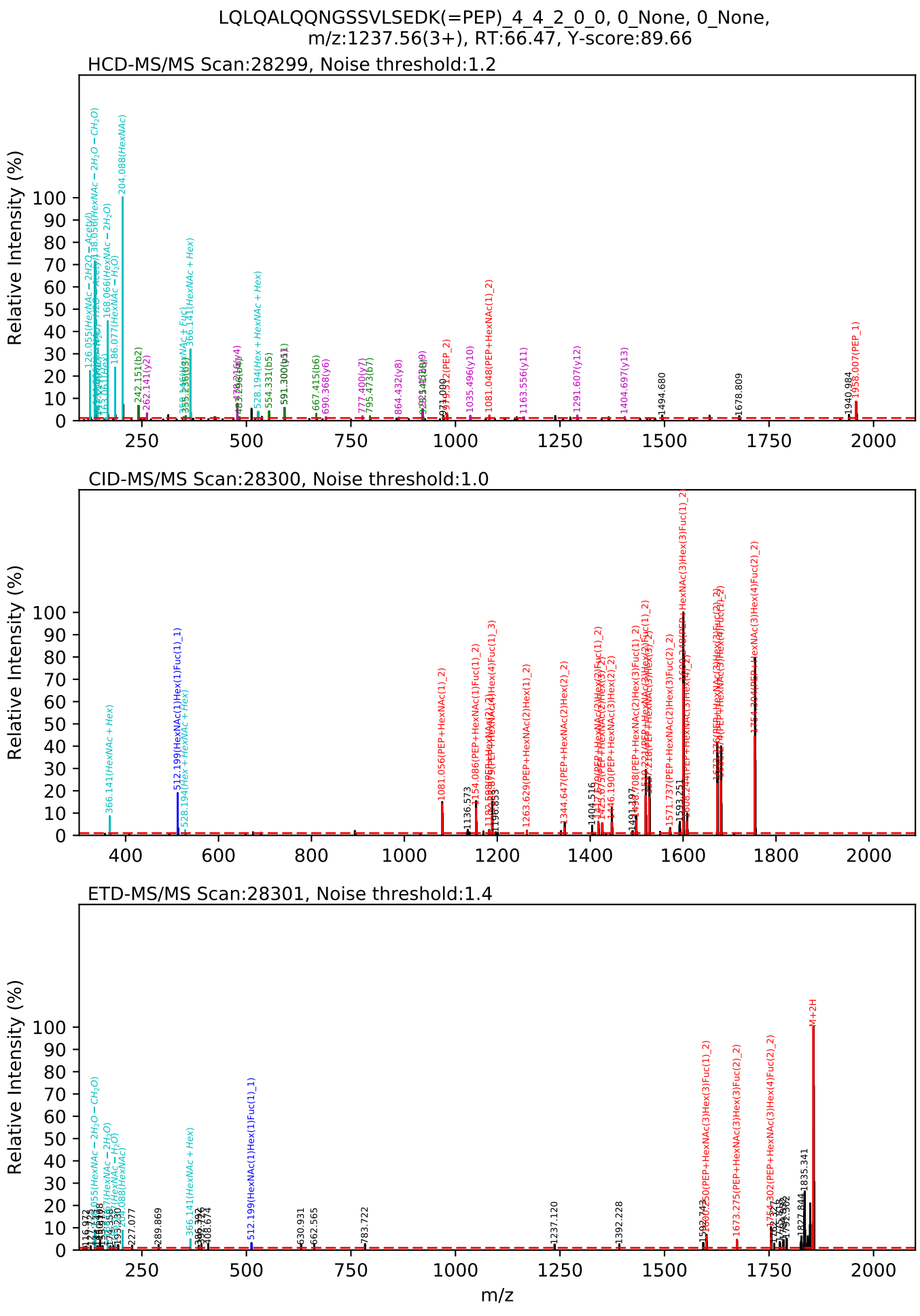
LQLQALQQNGSSVLSEDK(=PEP)_4_4_2_0_0, 0_None, 0_None,
m/z:1237.56(3+), RT:66.47, Y-score:89.66
HCD-MS/MS Scan:28299, Noise threshold:1.2
CID-MS/MS Scan:28300, Noise threshold:1.0
ETD-MS/MS Scan:28301, Noise threshold:1.4
Relative Intensity (%)
m/z

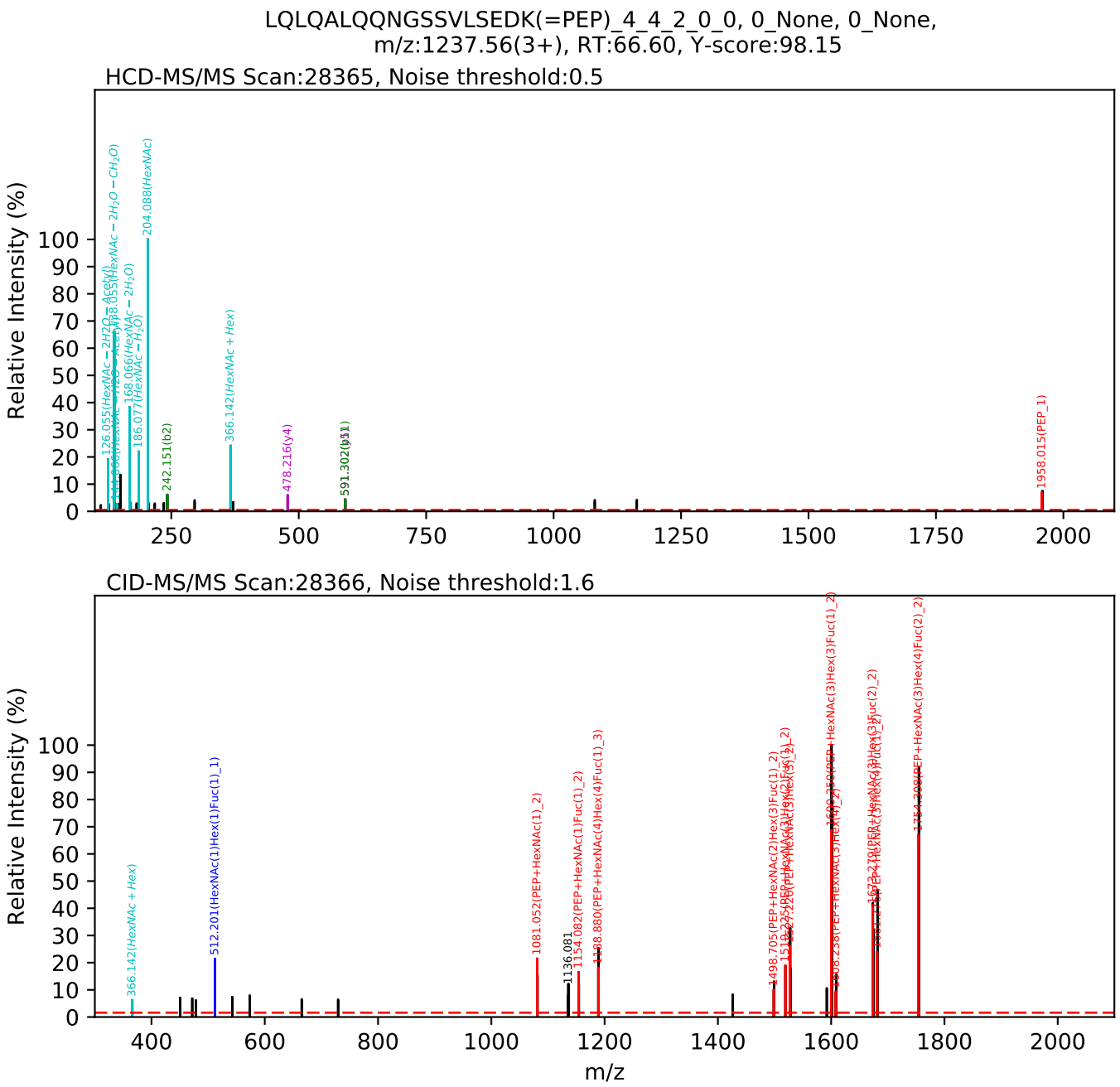
LQLQALQQNGSSVLSEDK(=PEP)_4_4_2_0_0, 0_None, 0_None,
m/z:1237.56(3+), RT:66.60, Y-score:98.15
HCD-MS/MS Scan:28365, Noise threshold:0.5
Relative Intensity (%)
204.088(HexNAc)
366.142(HexNAc + Hex)
242.151(b2)
478.216(y4)
591.302(b11)
1958.015(PEP_1)
CID-MS/MS Scan:28366, Noise threshold:1.6
366.142(HexNAc + Hex)
512.201(HexNAc(1)Hex(1)Fuc(1)_1)
1081.052(PEP+HexNAc(1)_2)
1136.081
1154.082(PEP+HexNAc(1)Fuc(1)_2)
1498.705(PEP+HexNAc(2)Hex(3)Fuc(1)_2)
1600.750(PEP+HexNAc(3)Hex(3)Fuc(1)_2)
1754.808(PEP+HexNAc(3)Hex(4)Fuc(2)_2)
m/z

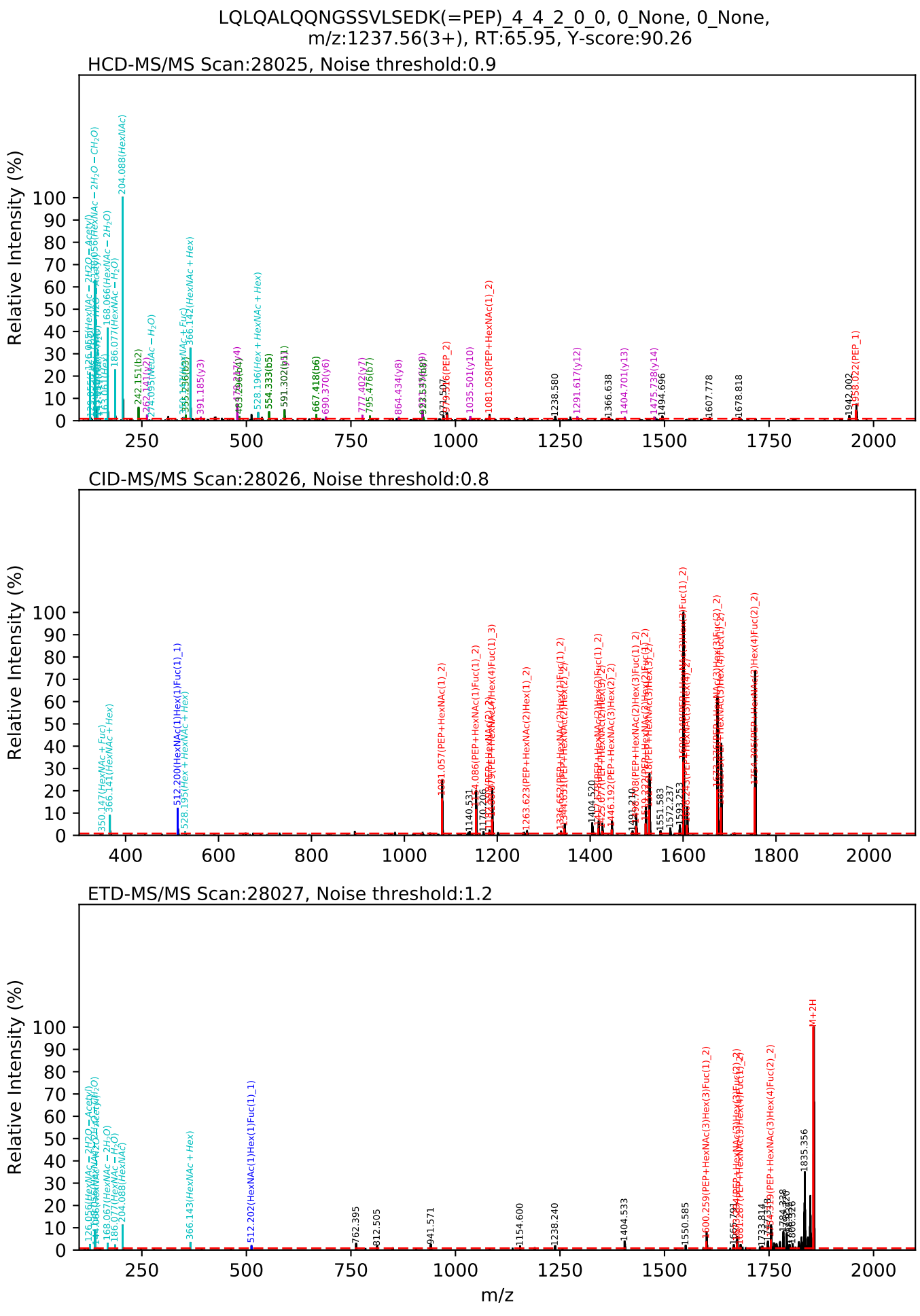
LQLQALQQNGSSVLSEDK(=PEP)_4_4_2_0_0, 0_None, 0_None,
m/z:1237.56(3+), RT:65.95, Y-score:90.26
HCD-MS/MS Scan:28025, Noise threshold:0.9
Relative Intensity (%)
CID-MS/MS Scan:28026, Noise threshold:0.8
Relative Intensity (%)
ETD-MS/MS Scan:28027, Noise threshold:1.2
Relative Intensity (%)
m/z

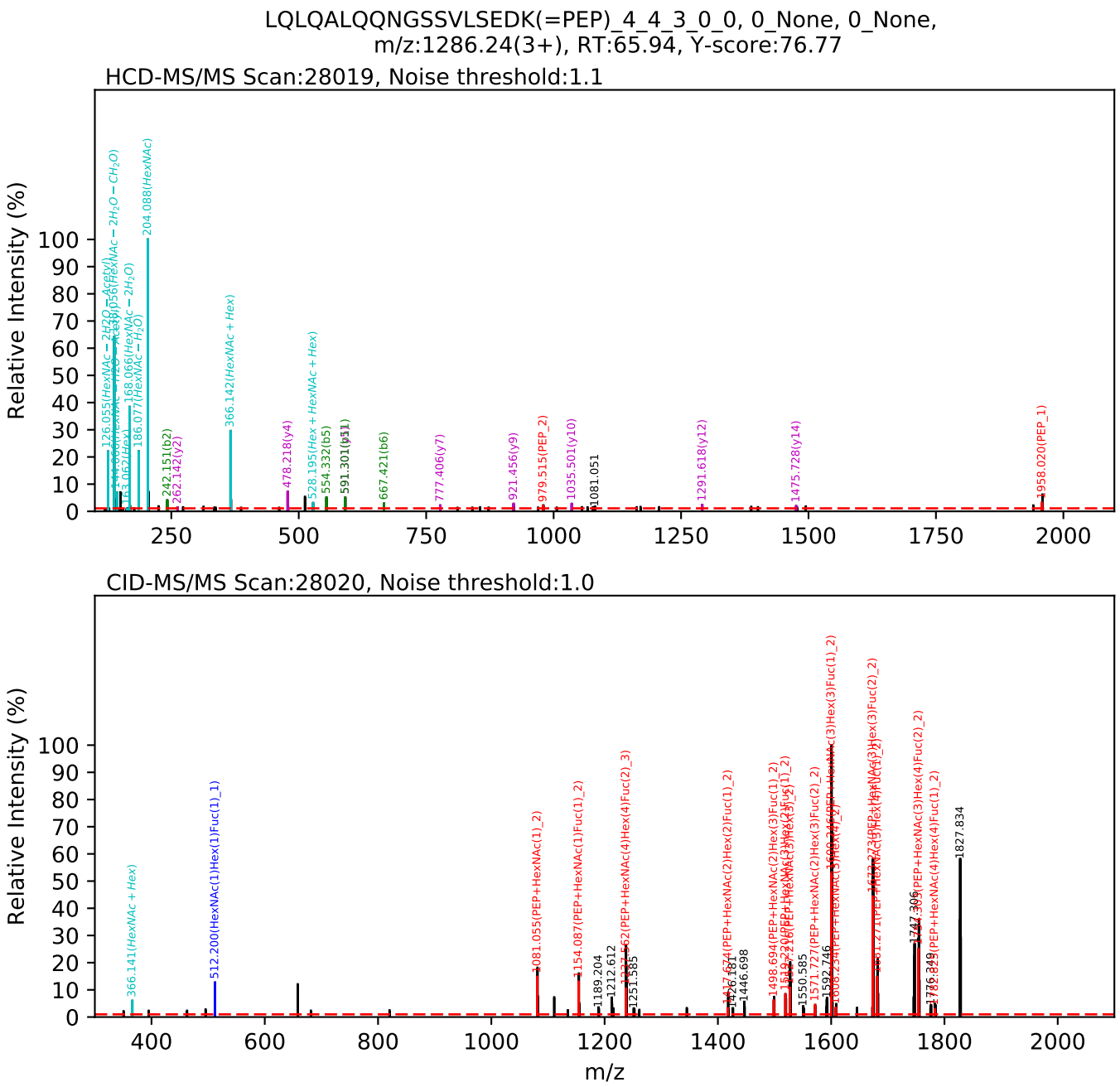
LQLQALQQNGSSVLSEDK(=PEP)_4_4_3_0_0, 0_None, 0_None,
m/z:1286.24(3+), RT:65.94, Y-score:76.77
HCD-MS/MS Scan:28019, Noise threshold:1.1
Relative Intensity (%)
204.088(HexNAc)
366.142(HexNAc + Hex)
478.218(y4)
528.195(Hex + HexNAc + Hex)
554.332(b5)
591.301(b11)
667.421(b6)
777.406(y7)
921.456(y9)
979.515(PEP_2)
1035.501(y10)
1081.051
1291.618(y12)
1475.728(y14)
1958.020(PEP_1)
242.151(b2)
262.142(y2)
CID-MS/MS Scan:28020, Noise threshold:1.0
Relative Intensity (%)
366.141(HexNAc + Hex)
512.200(HexNAc(1)Hex(1)Fuc(1)_1)
1081.055(PEP+HexNAc(1)_2)
1154.087(PEP+HexNAc(1)Fuc(1)_2)
1189.204
1212.612
1251.585
1426.181
1446.698
1550.585
1592.746
1747.306
1827.834
m/z

LQLQALQQNGSSVLSEDK(=PEP)_4_5_1_0_0, 0_None, 0_None,
m/z:1884.35(2+), RT:66.18, Y-score:88.05

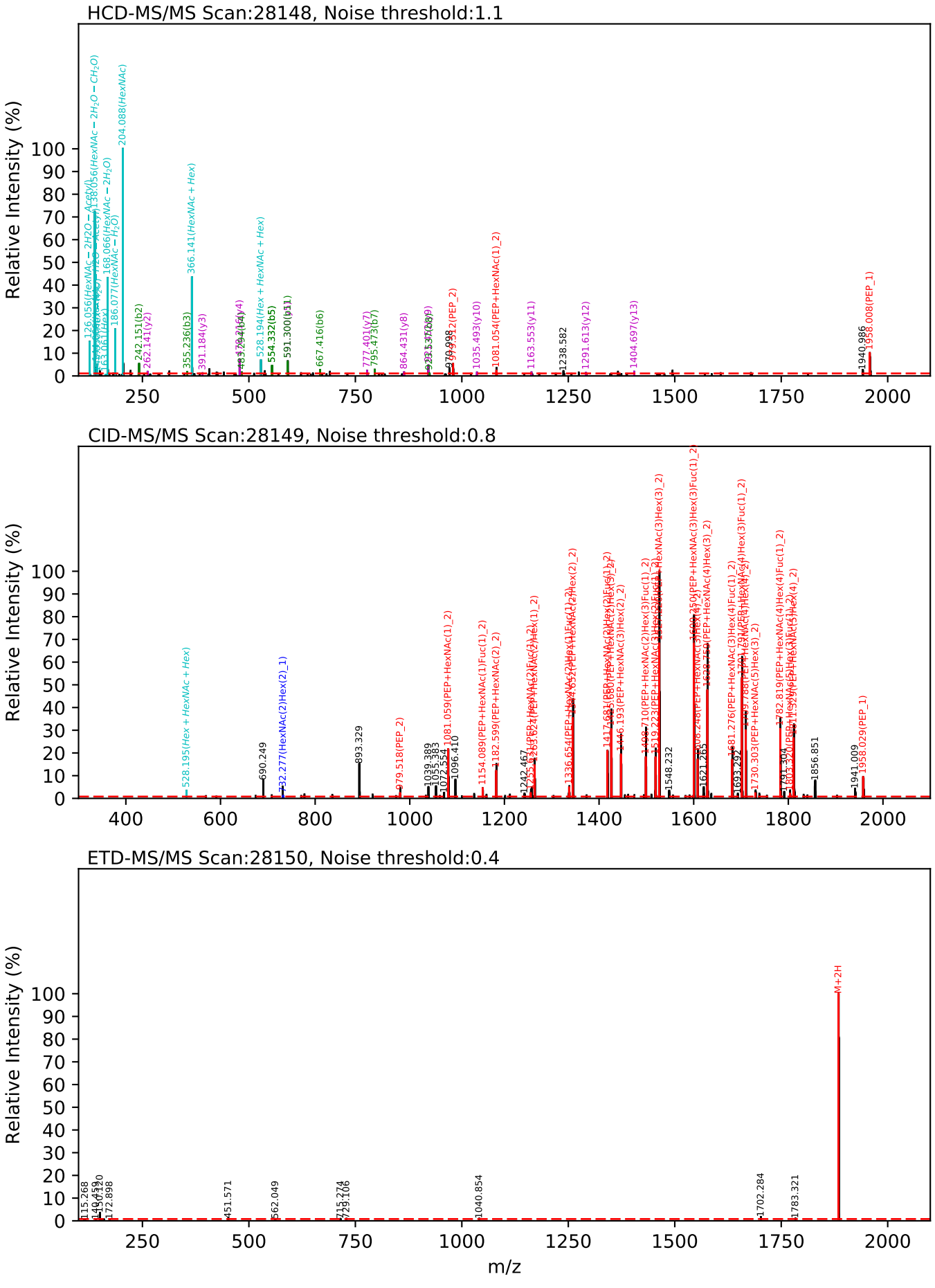

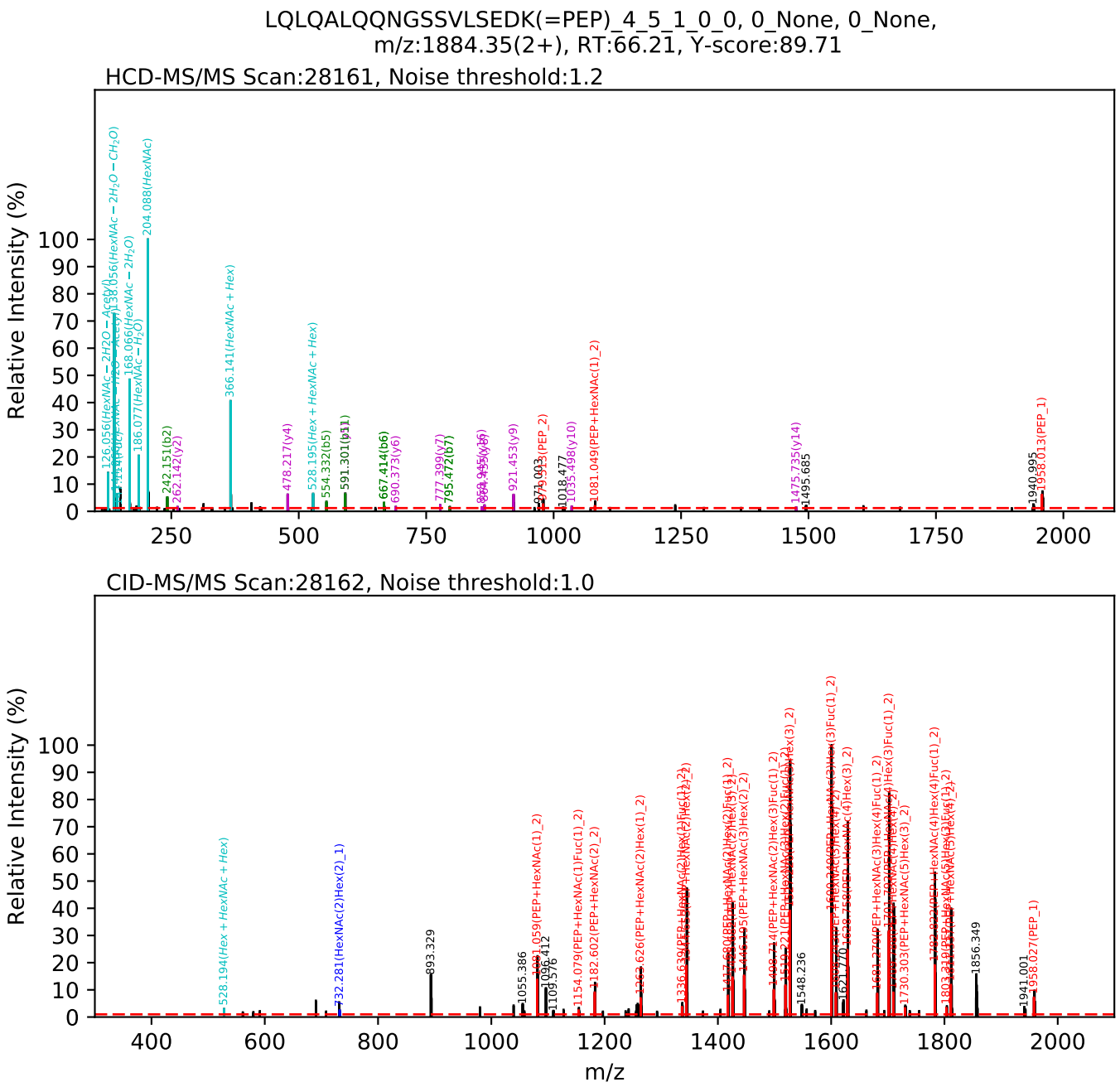
LQLQALQQNGSSVLSEDK(=PEP)_4_5_1_0_0, 0_None, 0_None,
m/z:1884.35(2+), RT:66.21, Y-score:89.71
HCD-MS/MS Scan:28161, Noise threshold:1.2
Relative Intensity (%)
CID-MS/MS Scan:28162, Noise threshold:1.0
Relative Intensity (%)
m/z

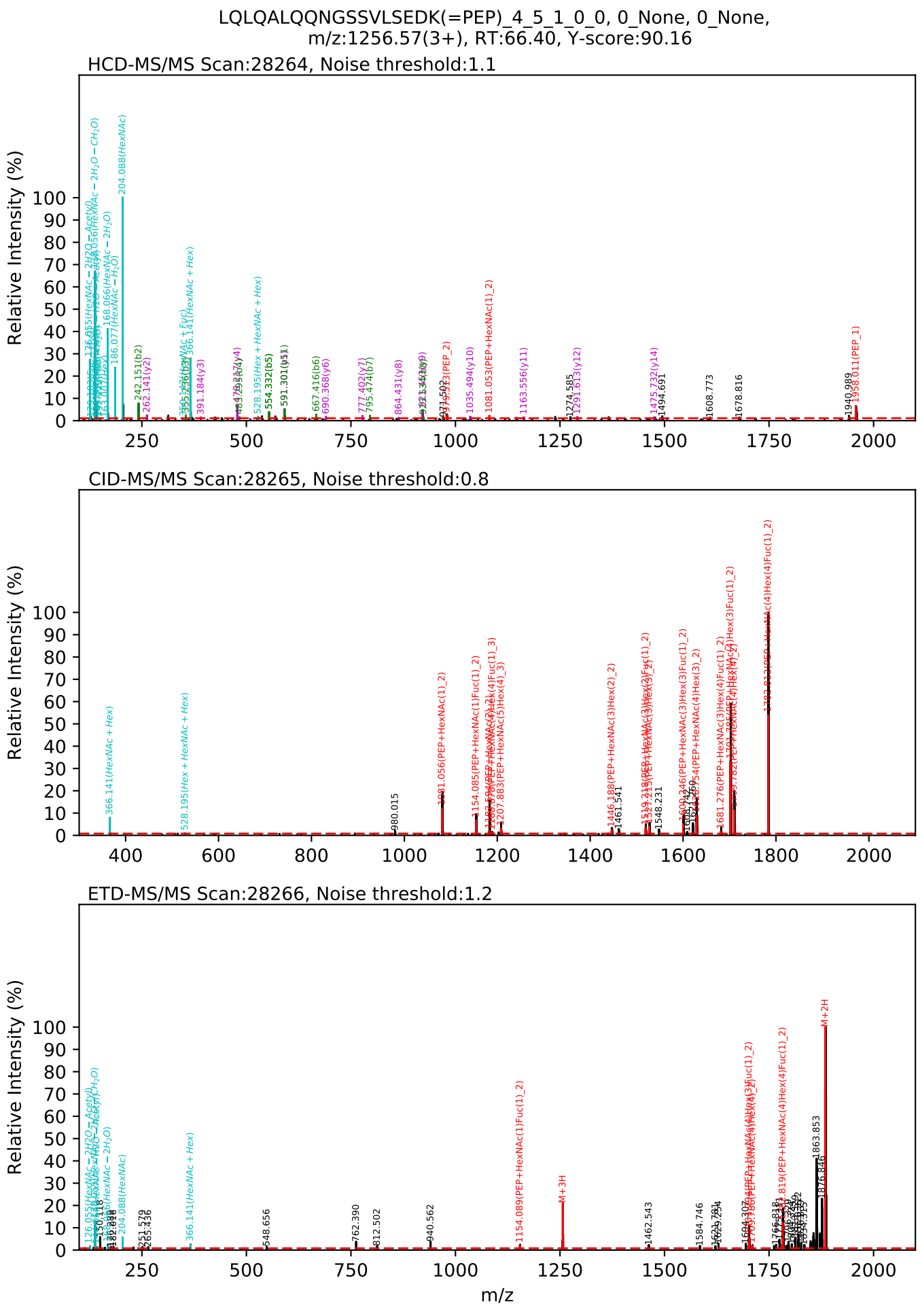
LQLQALQQNGSSVLSEDK(=PEP)_4_5_1_0_0, 0_None, 0_None,
m/z:1256.57(3+), RT:66.40, Y-score:90.16
HCD-MS/MS Scan:28264, Noise threshold:1.1
CID-MS/MS Scan:28265, Noise threshold:0.8
ETD-MS/MS Scan:28266, Noise threshold:1.2
Relative Intensity (%)
m/z
M+3H
M+2H

LQLQALQQNGSSVLSEDK(=PEP)_4_5_1_0_0, 0_None, 0_None,
m/z:1256.56(3+), RT:66.45, Y-score:93.55

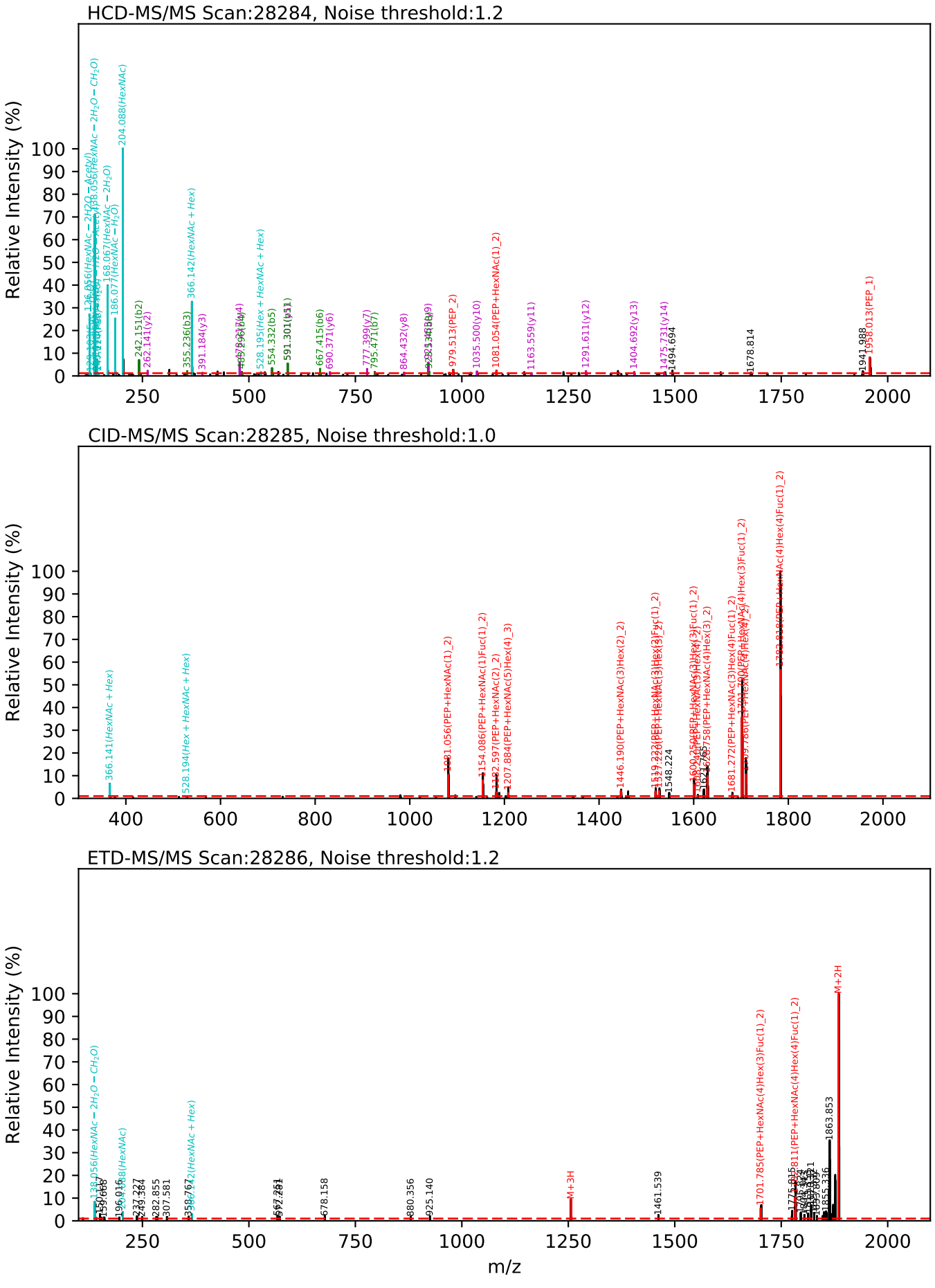

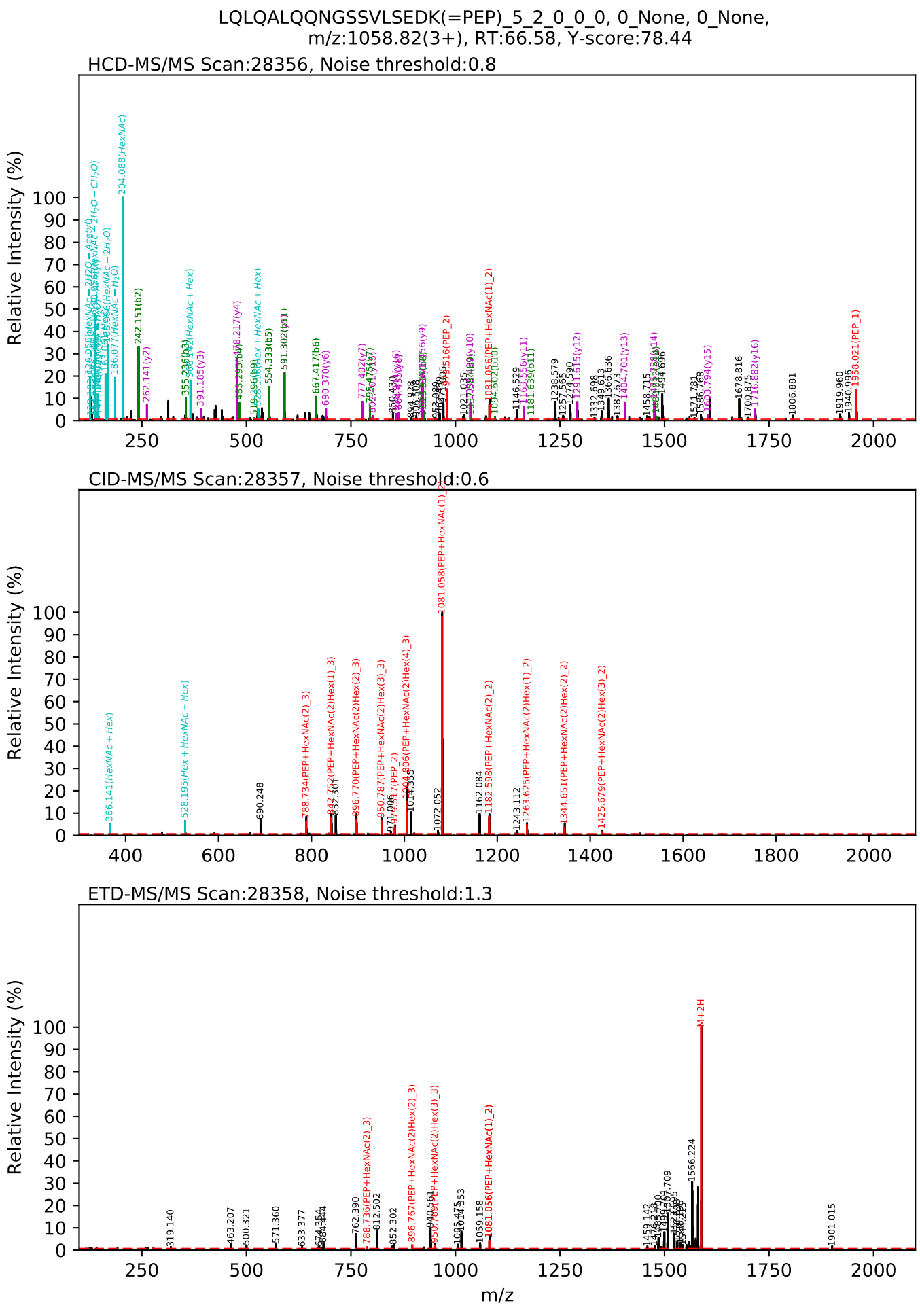
LQLQALQQNGSSVLSEDK(=PEP)_5_2_0_0_0, 0_None, 0_None,
m/z:1058.82(3+), RT:66.58, Y-score:78.44
HCD-MS/MS Scan:28356, Noise threshold:0.8
CID-MS/MS Scan:28357, Noise threshold:0.6
ETD-MS/MS Scan:28358, Noise threshold:1.3
Relative Intensity (%)
m/z

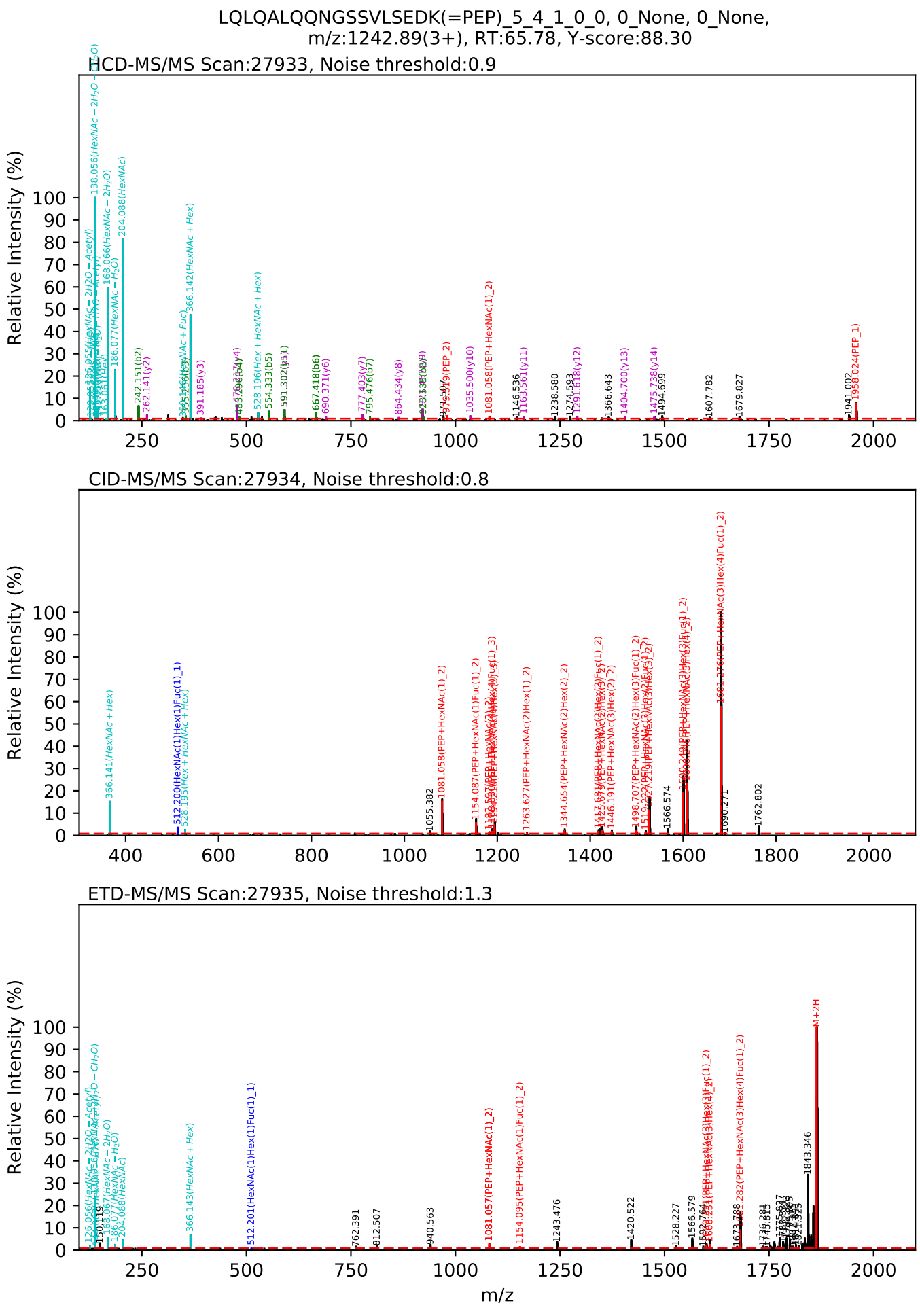
LQLQALQQNGSSVLSEDK(=PEP)_5_4_1_0_0, 0_None, 0_None,
m/z:1242.89(3+), RT:65.78, Y-score:88.30
HCD-MS/MS Scan:27933, Noise threshold:0.9
CID-MS/MS Scan:27934, Noise threshold:0.8
ETD-MS/MS Scan:27935, Noise threshold:1.3
Relative Intensity (%)
m/z

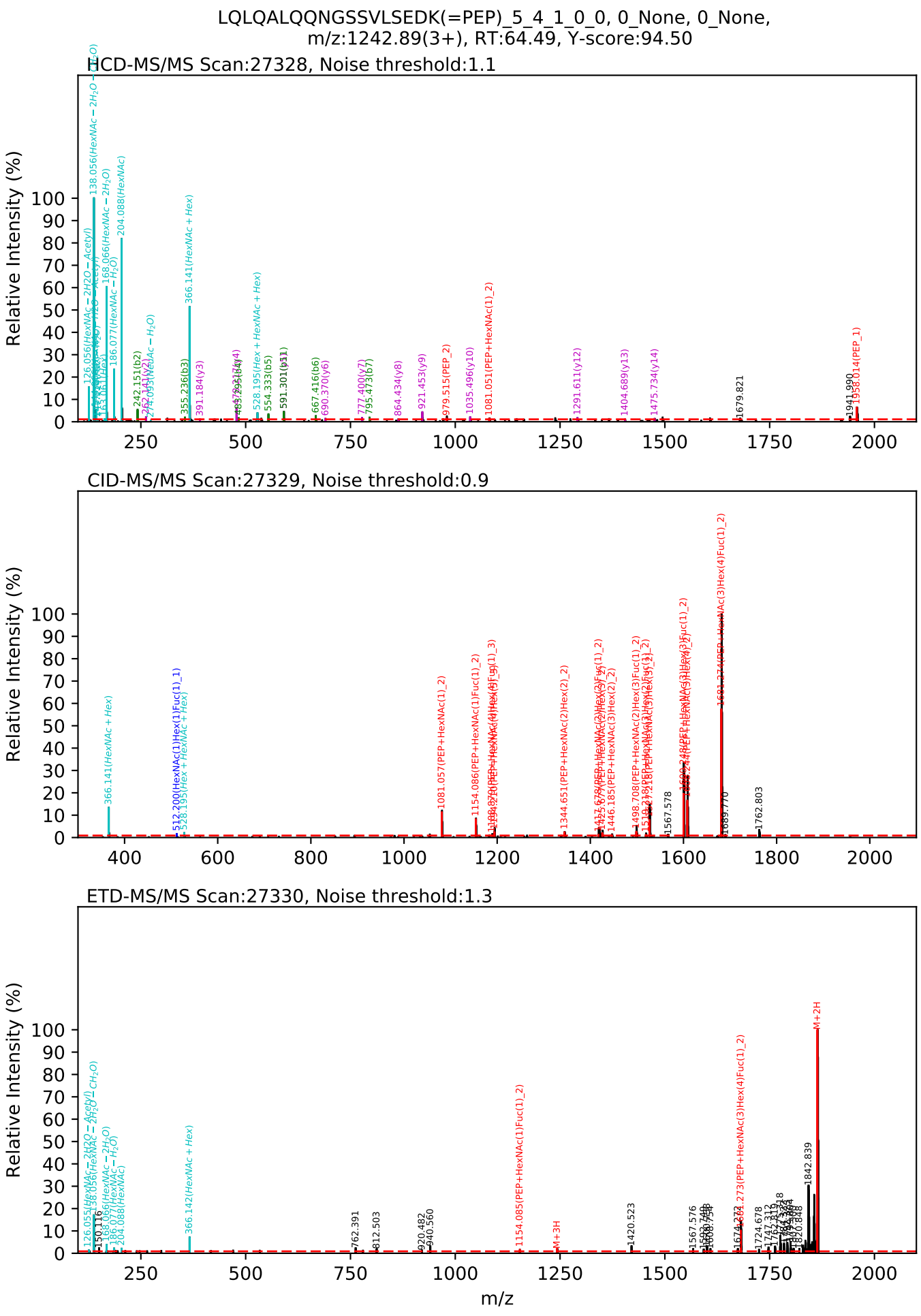
LQLQALQQNGSSVLSEDK(=PEP)_5_4_1_0_0, 0_None, 0_None,
m/z:1242.89(3+), RT:64.49, Y-score:94.50
HCD-MS/MS Scan:27328, Noise threshold:1.1
Relative Intensity (%)
CID-MS/MS Scan:27329, Noise threshold:0.9
Relative Intensity (%)
ETD-MS/MS Scan:27330, Noise threshold:1.3
Relative Intensity (%)
m/z

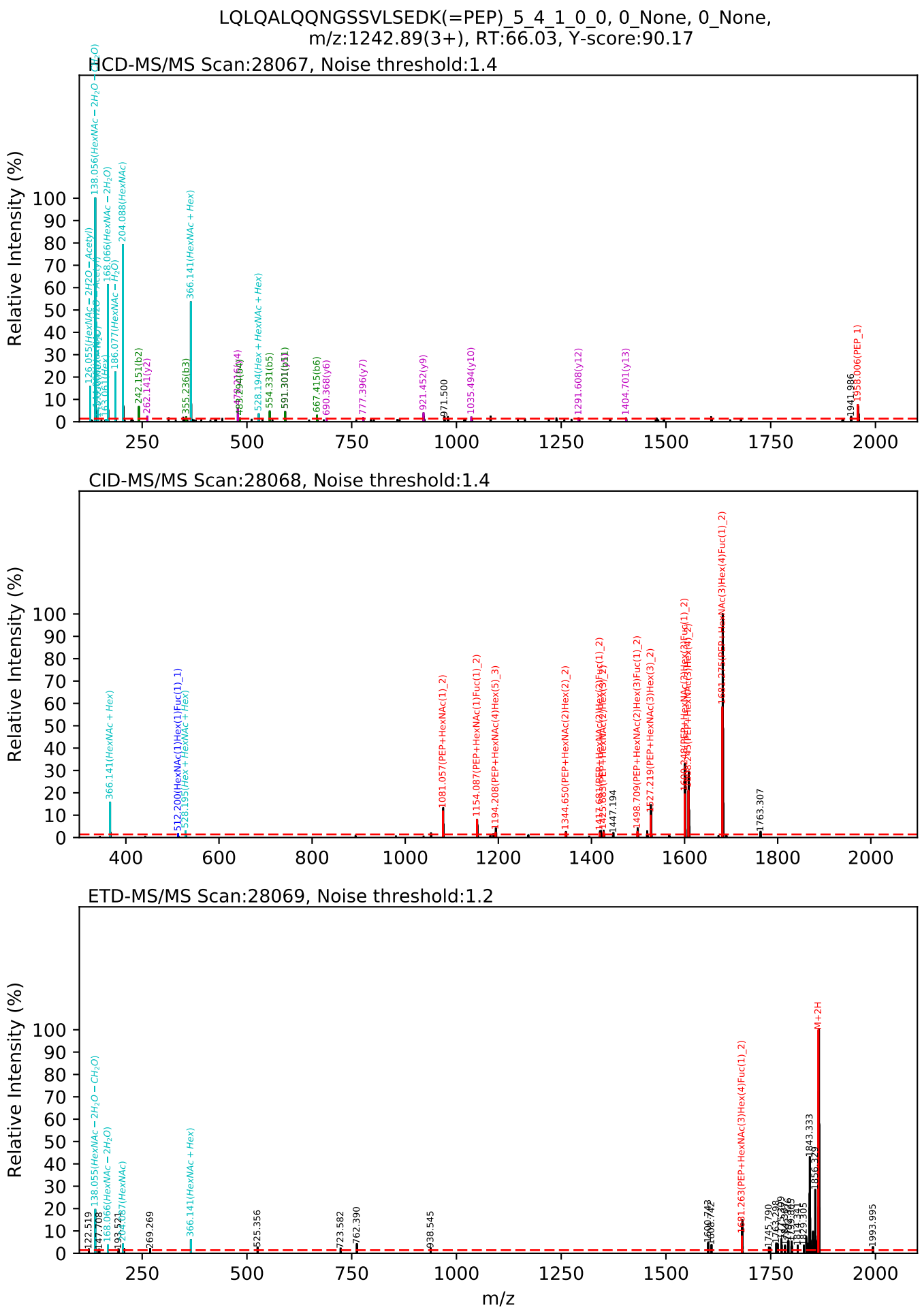
LQLQALQQNGSSVLSEDK(=PEP)_5_4_1_0_0, 0_None, 0_None,
m/z:1242.89(3+), RT:66.03, Y-score:90.17
HCD-MS/MS Scan:28067, Noise threshold:1.4
Relative Intensity (%)
CID-MS/MS Scan:28068, Noise threshold:1.4
Relative Intensity (%)
ETD-MS/MS Scan:28069, Noise threshold:1.2
Relative Intensity (%)
m/z

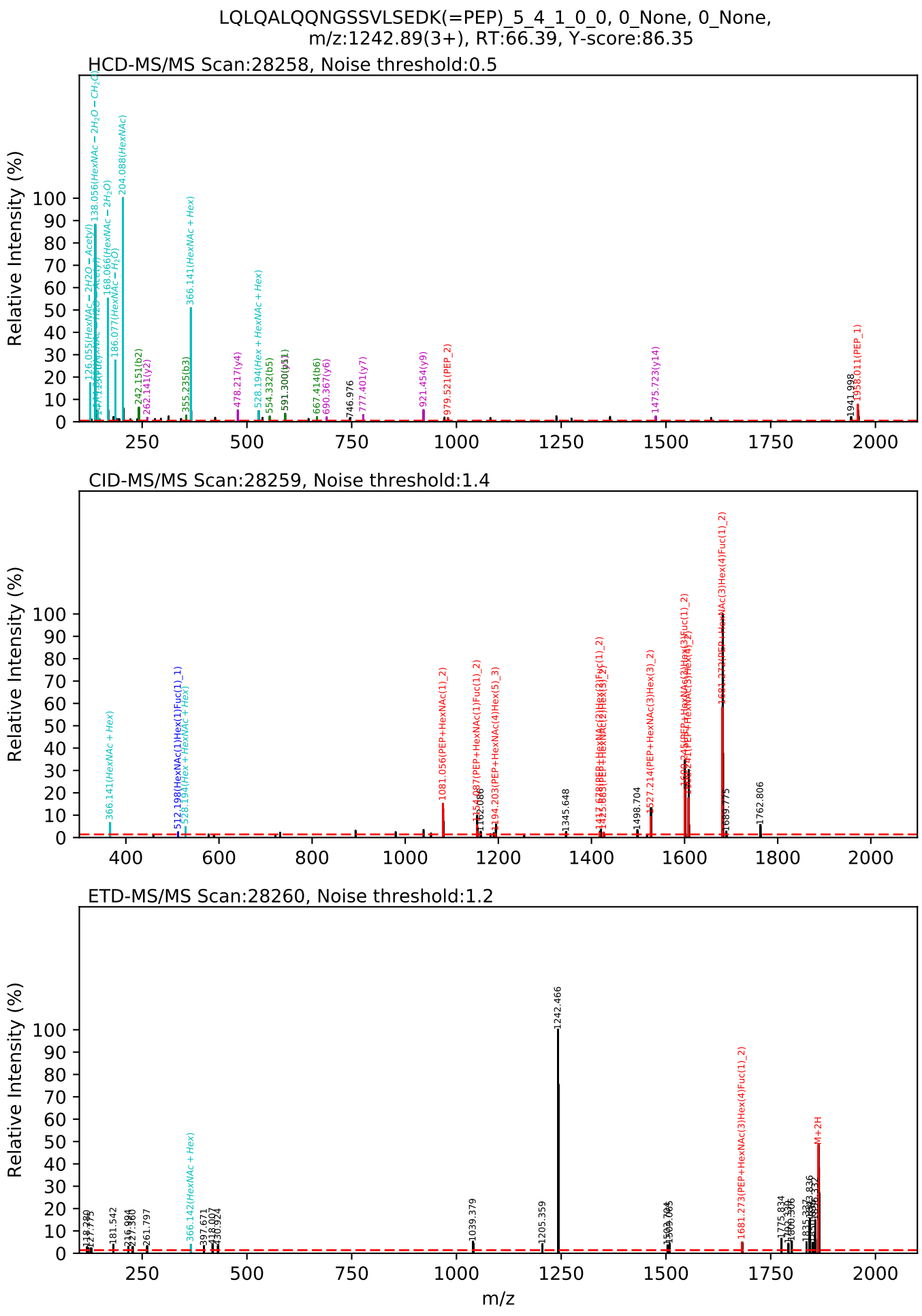
LQLQALQQNGSSVLSEDK(=PEP)_5_4_1_0_0, 0_None, 0_None,
m/z:1242.89(3+), RT:66.39, Y-score:86.35
HCD-MS/MS Scan:28258, Noise threshold:0.5
Relative Intensity (%)
CID-MS/MS Scan:28259, Noise threshold:1.4
Relative Intensity (%)
ETD-MS/MS Scan:28260, Noise threshold:1.2
Relative Intensity (%)
m/z

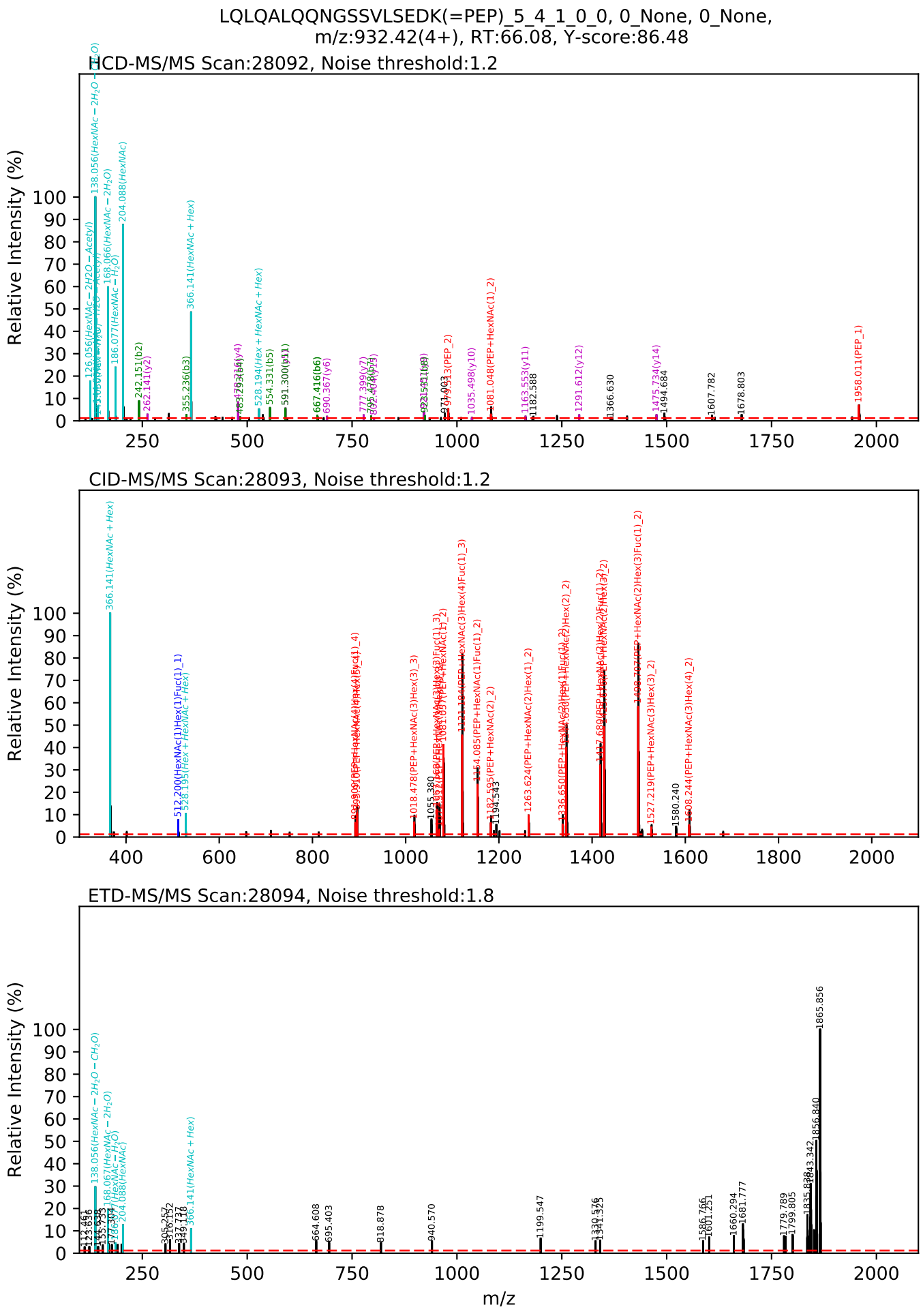
LQLQALQQNGSSVLSEDK(=PEP)_5_4_1_0_0, 0_None, 0_None,
m/z:932.42(4+), RT:66.08, Y-score:86.48
HCD-MS/MS Scan:28092, Noise threshold:1.2
CID-MS/MS Scan:28093, Noise threshold:1.2
ETD-MS/MS Scan:28094, Noise threshold:1.8
Relative Intensity (%)
m/z

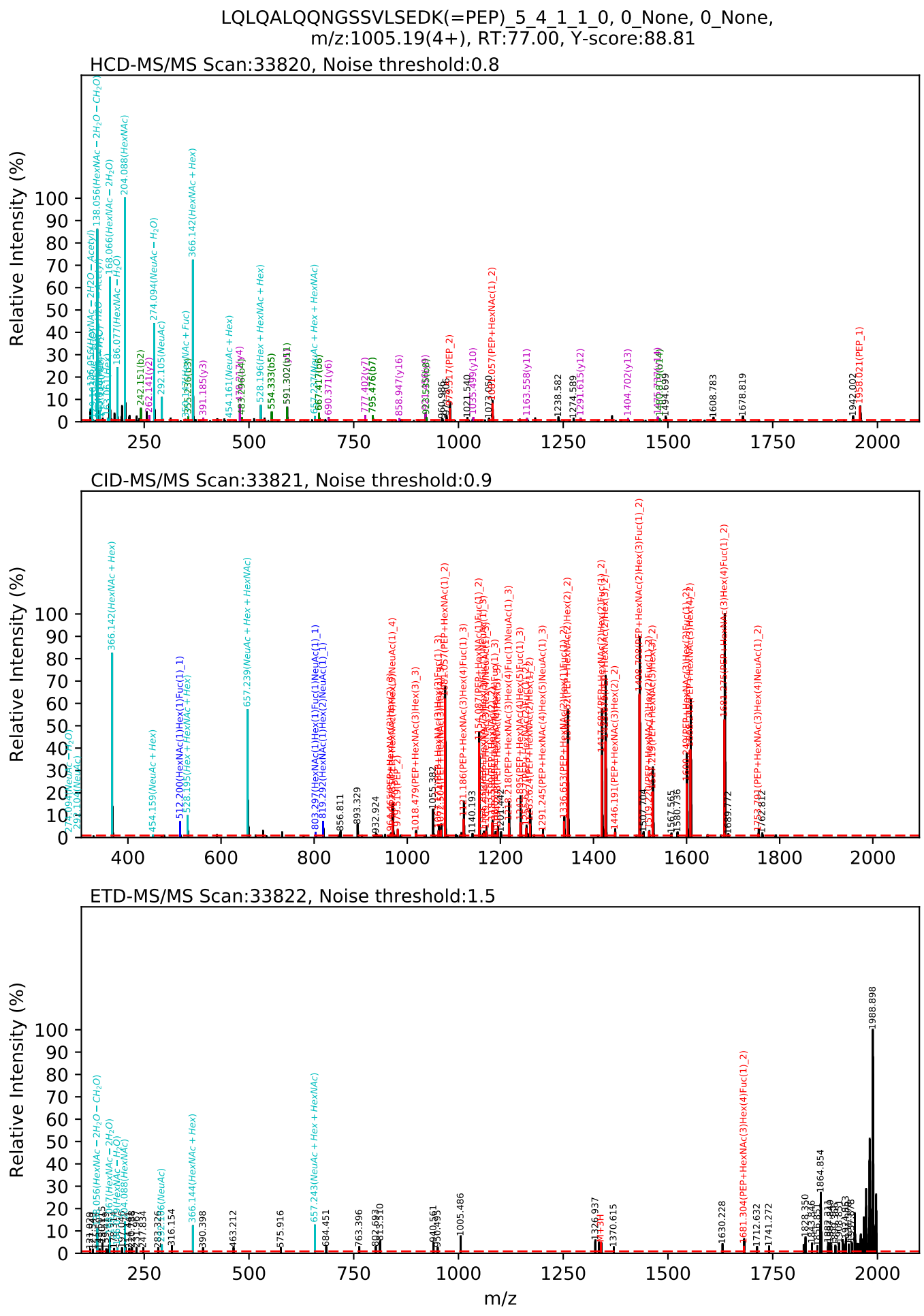
LQLQALQQNGSSVLSEDK(=PEP)_5_4_1_1_0, 0_None, 0_None,
m/z:1005.19(4+), RT:77.00, Y-score:88.81
HCD-MS/MS Scan:33820, Noise threshold:0.8
CID-MS/MS Scan:33821, Noise threshold:0.9
ETD-MS/MS Scan:33822, Noise threshold:1.5
Relative Intensity (%)
m/z

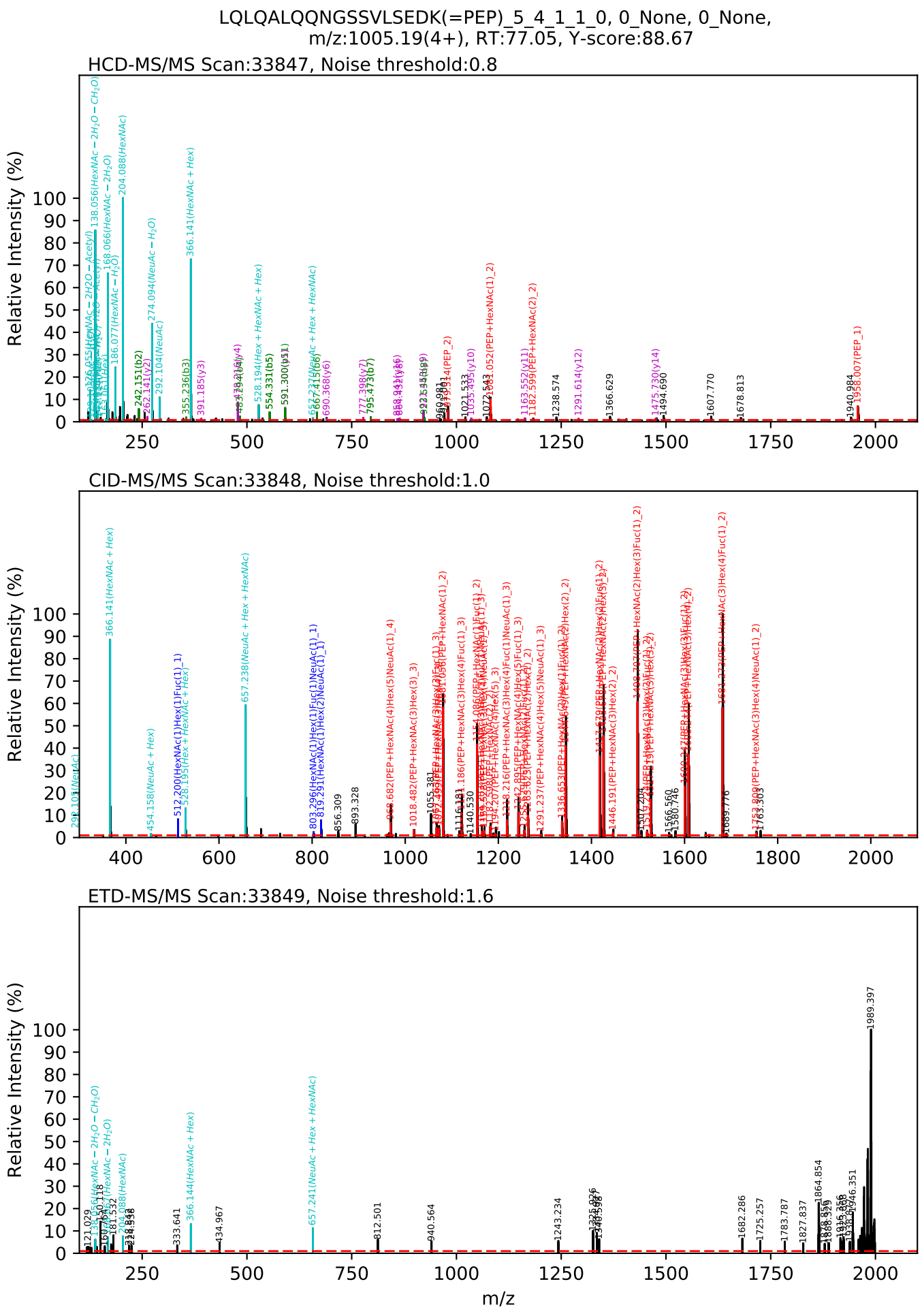
LQLQALQQNGSSVLSEDK(=PEP)_5_4_1_1_0, 0_None, 0_None,
m/z:1005.19(4+), RT:77.05, Y-score:88.67
HCD-MS/MS Scan:33847, Noise threshold:0.8
CID-MS/MS Scan:33848, Noise threshold:1.0
ETD-MS/MS Scan:33849, Noise threshold:1.6
Relative Intensity (%)
m/z

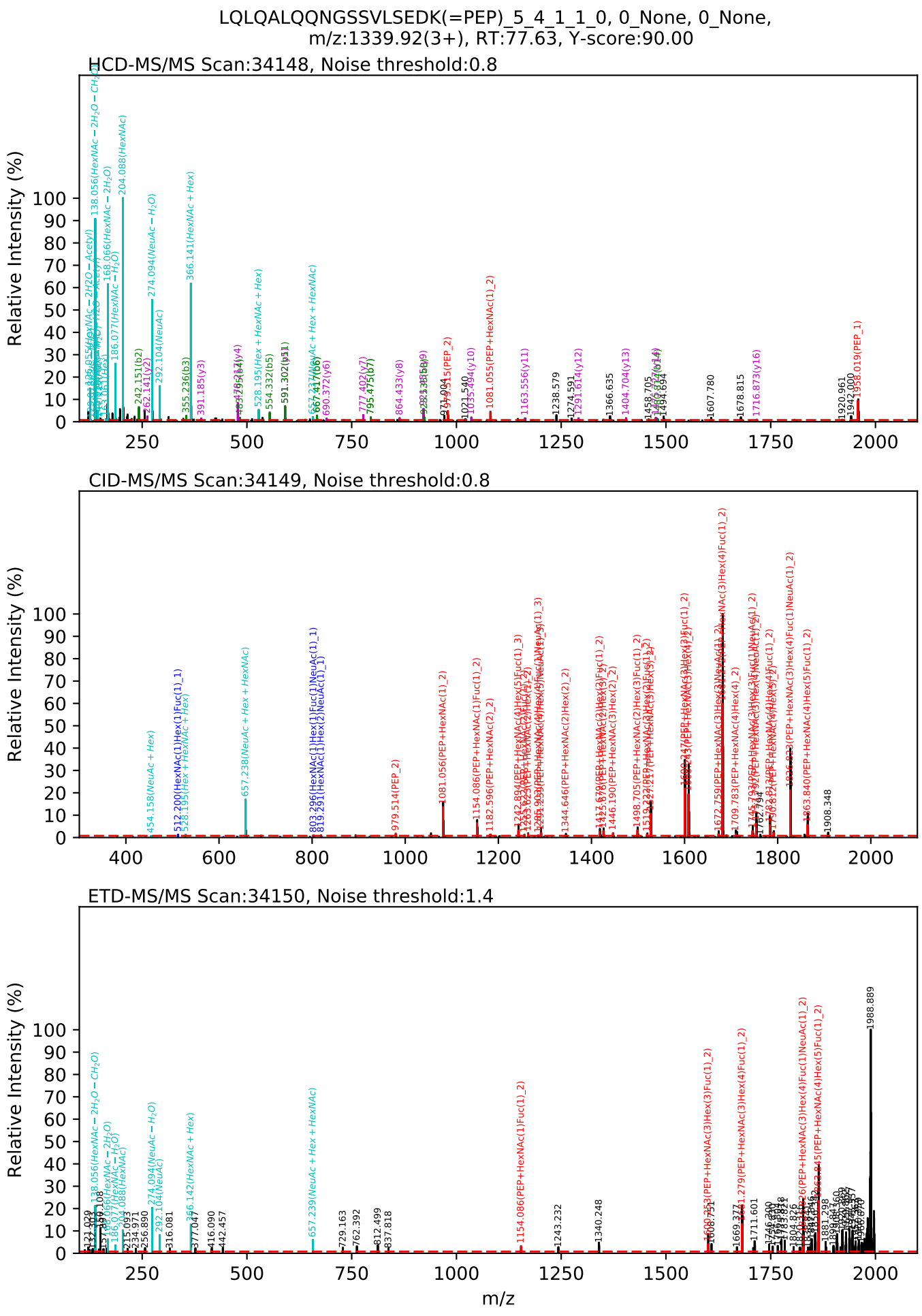
LQLQALQQNGSSVLSEDK(=PEP)_5_4_1_1_0, 0_None, 0_None,
m/z:1339.92(3+), RT:77.63, Y-score:90.00
HCD-MS/MS Scan:34148, Noise threshold:0.8
CID-MS/MS Scan:34149, Noise threshold:0.8
ETD-MS/MS Scan:34150, Noise threshold:1.4
Relative Intensity (%)
m/z

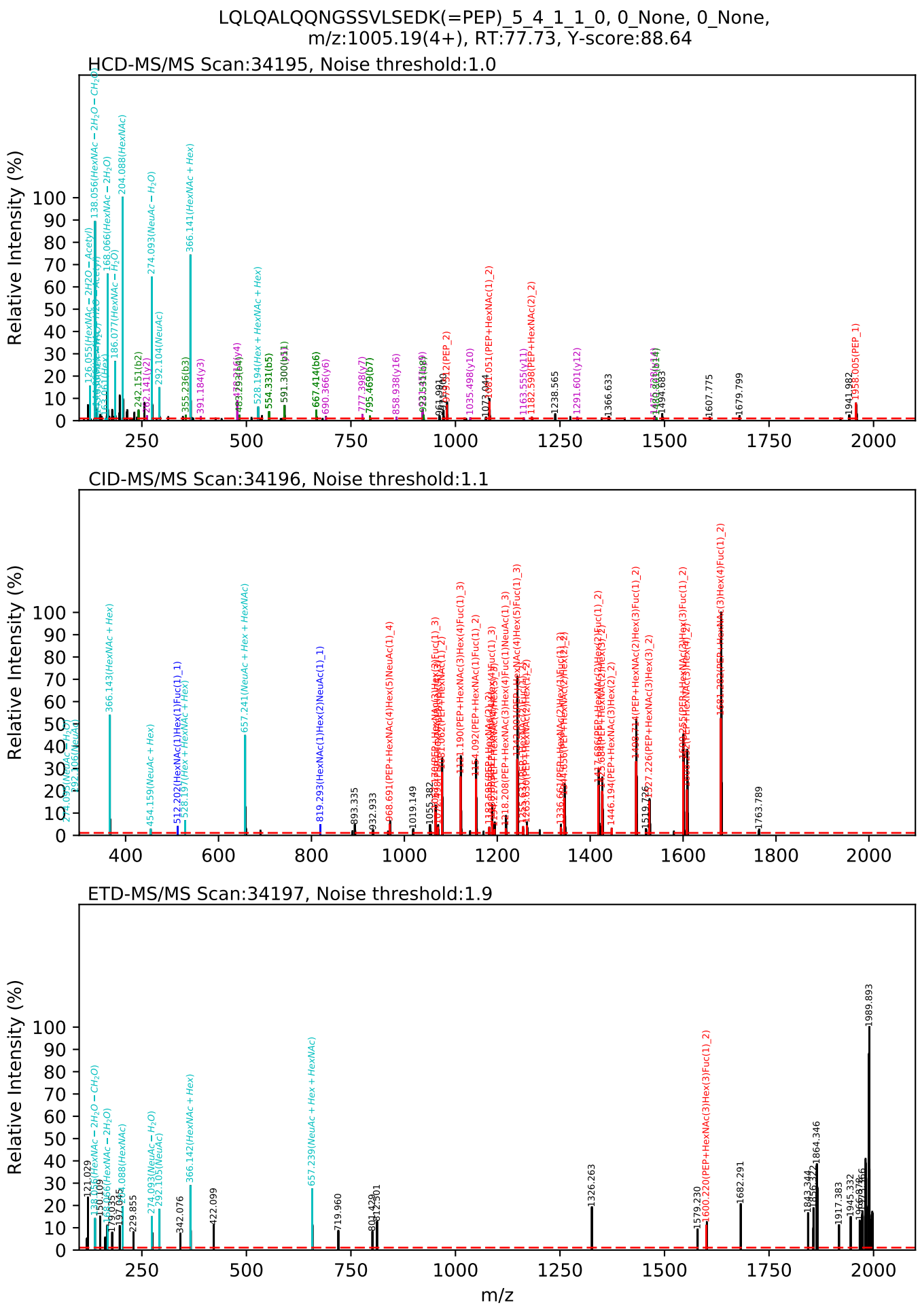
LQLQALQQNGSSVLSEDK(=PEP)_5_4_1_1_0, 0_None, 0_None,
m/z:1005.19(4+), RT:77.73, Y-score:88.64
HCD-MS/MS Scan:34195, Noise threshold:1.0
CID-MS/MS Scan:34196, Noise threshold:1.1
ETD-MS/MS Scan:34197, Noise threshold:1.9
Relative Intensity (%)
m/z

LQLQALQQNGSSVLSEDK(=PEP)_5_4_1_1_0, 0_None, 0_None,
m/z:1339.92(3+), RT:76.04, Y-score:88.67

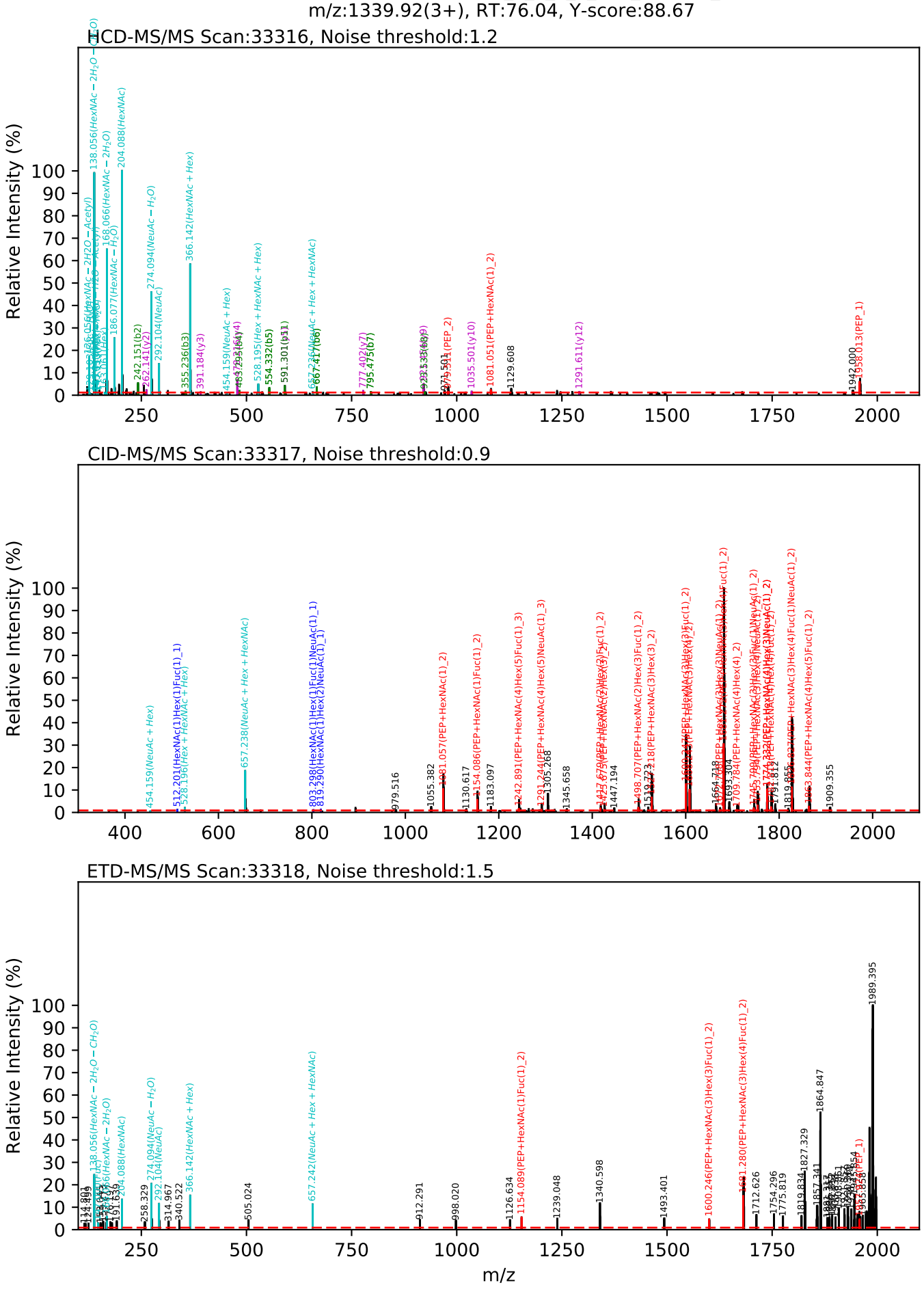

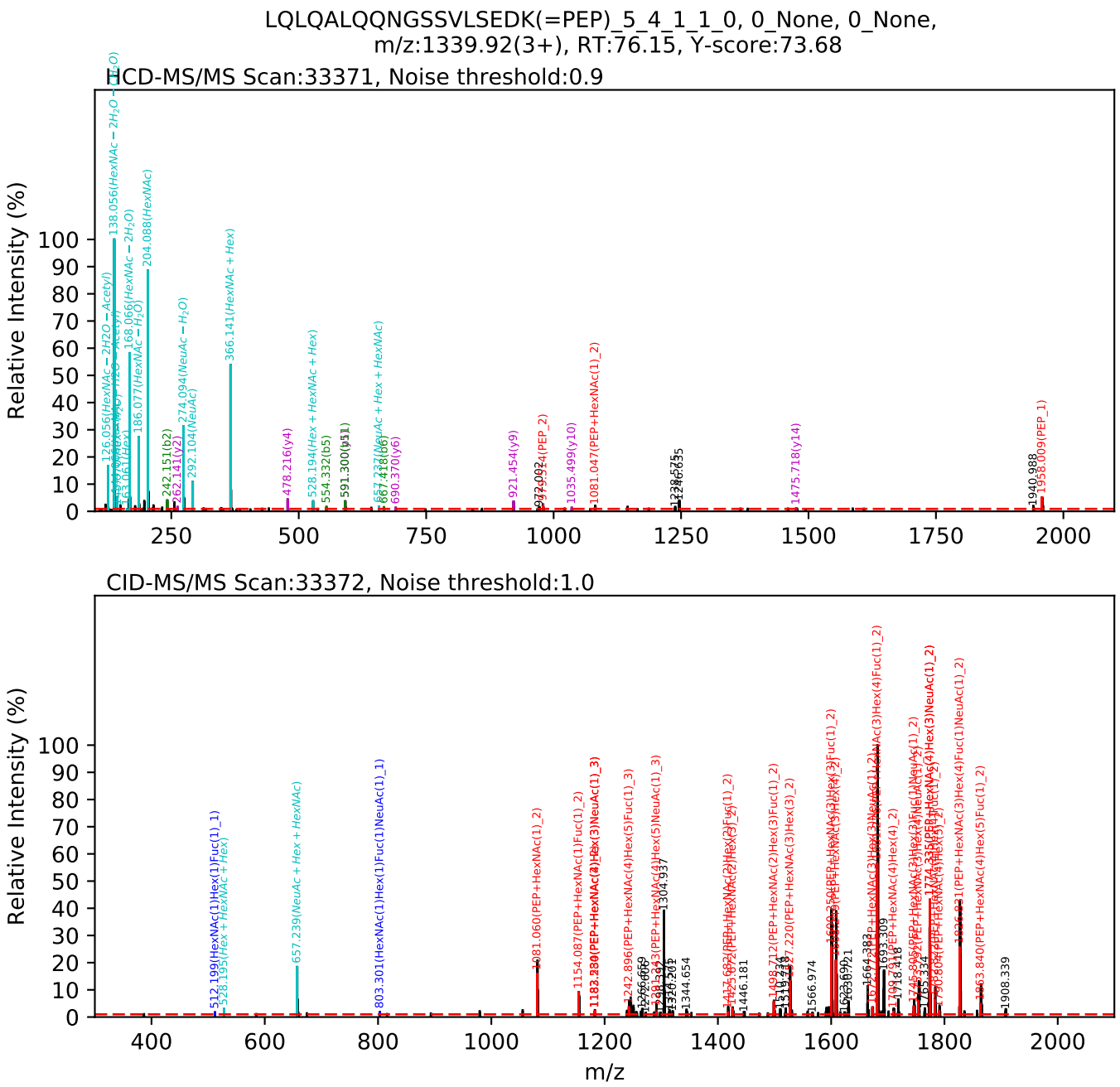
LQLQALQQNGSSVLSEDK(=PEP)_5_4_1_1_0, 0_None, 0_None,
m/z:1339.92(3+), RT:76.15, Y-score:73.68
HCD-MS/MS Scan:33371, Noise threshold:0.9
Relative Intensity (%)
CID-MS/MS Scan:33372, Noise threshold:1.0
Relative Intensity (%)
m/z

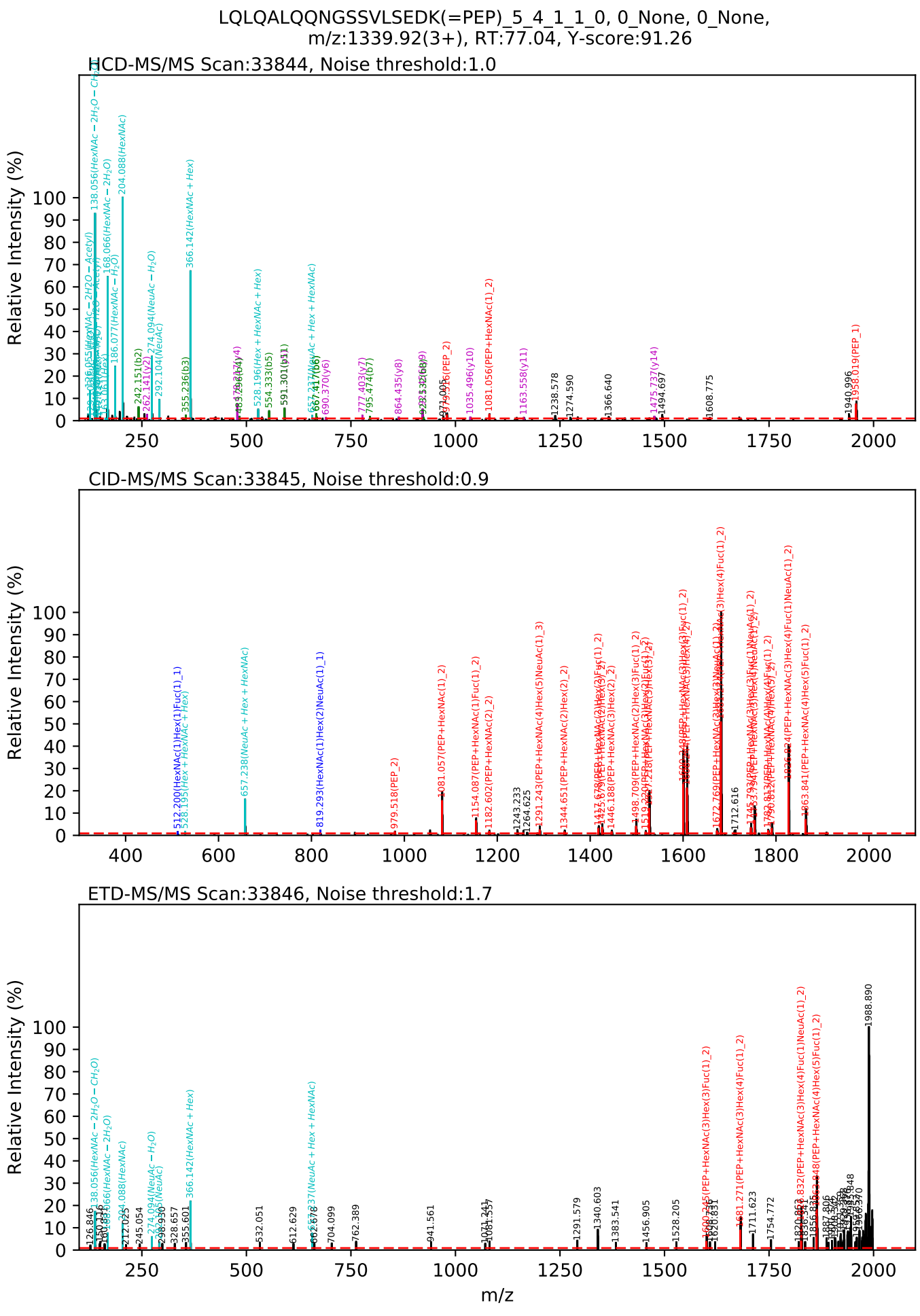
LQLQALQQNGSSVLSEDK(=PEP)_5_4_1_1_0, 0_None, 0_None,
m/z:1339.92(3+), RT:77.04, Y-score:91.26
HCD-MS/MS Scan:33844, Noise threshold:1.0
CID-MS/MS Scan:33845, Noise threshold:0.9
ETD-MS/MS Scan:33846, Noise threshold:1.7
Relative Intensity (%)
m/z

LQLQALQQNGSSVLSEDK(=PEP)_5_4_1_1_0, 0_None, 0_None,
m/z:1339.92(3+), RT:77.40, Y-score:91.11

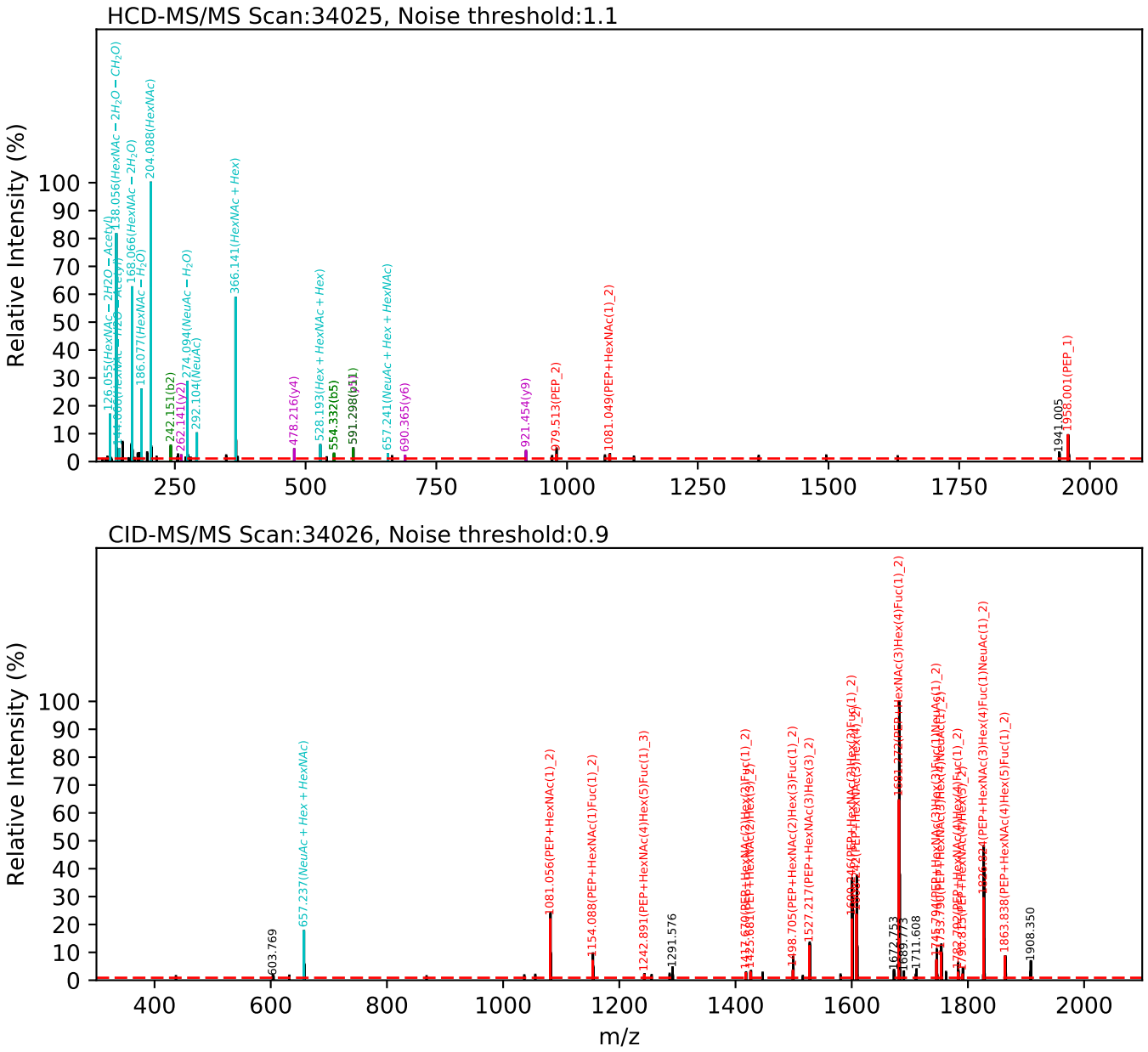

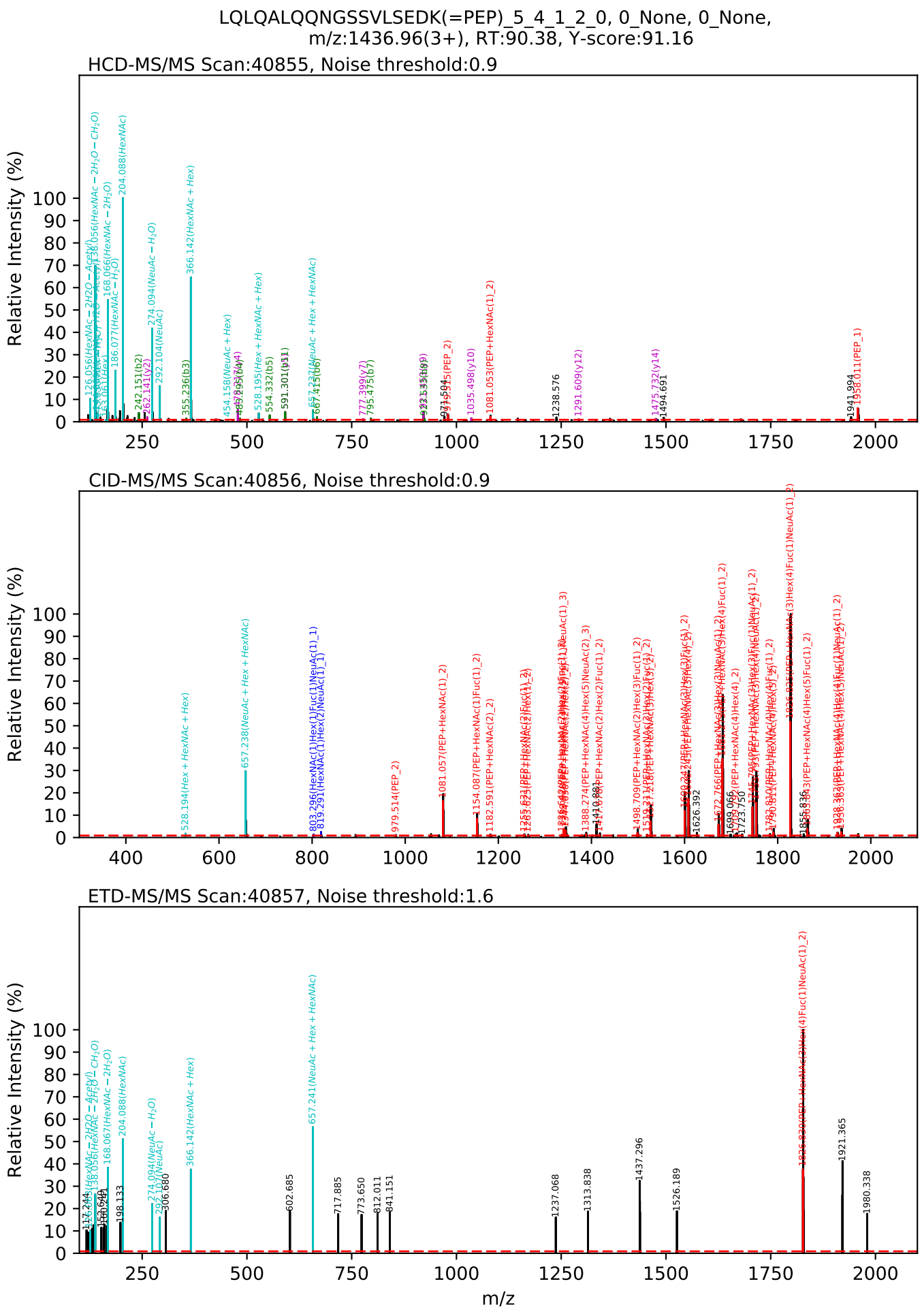
LQLQALQQNGSSVLSEDK(=PEP)_5_4_1_2_0, 0_None, 0_None,
m/z:1436.96(3+), RT:90.38, Y-score:91.16
HCD-MS/MS Scan:40855, Noise threshold:0.9
CID-MS/MS Scan:40856, Noise threshold:0.9
ETD-MS/MS Scan:40857, Noise threshold:1.6
Relative Intensity (%)
m/z

LQLQALQQNGSSVLSEDK(=PEP)_5_4_1_2_0, 0_None, 0_None,
m/z:1436.96(3+), RT:90.45, Y-score:90.50

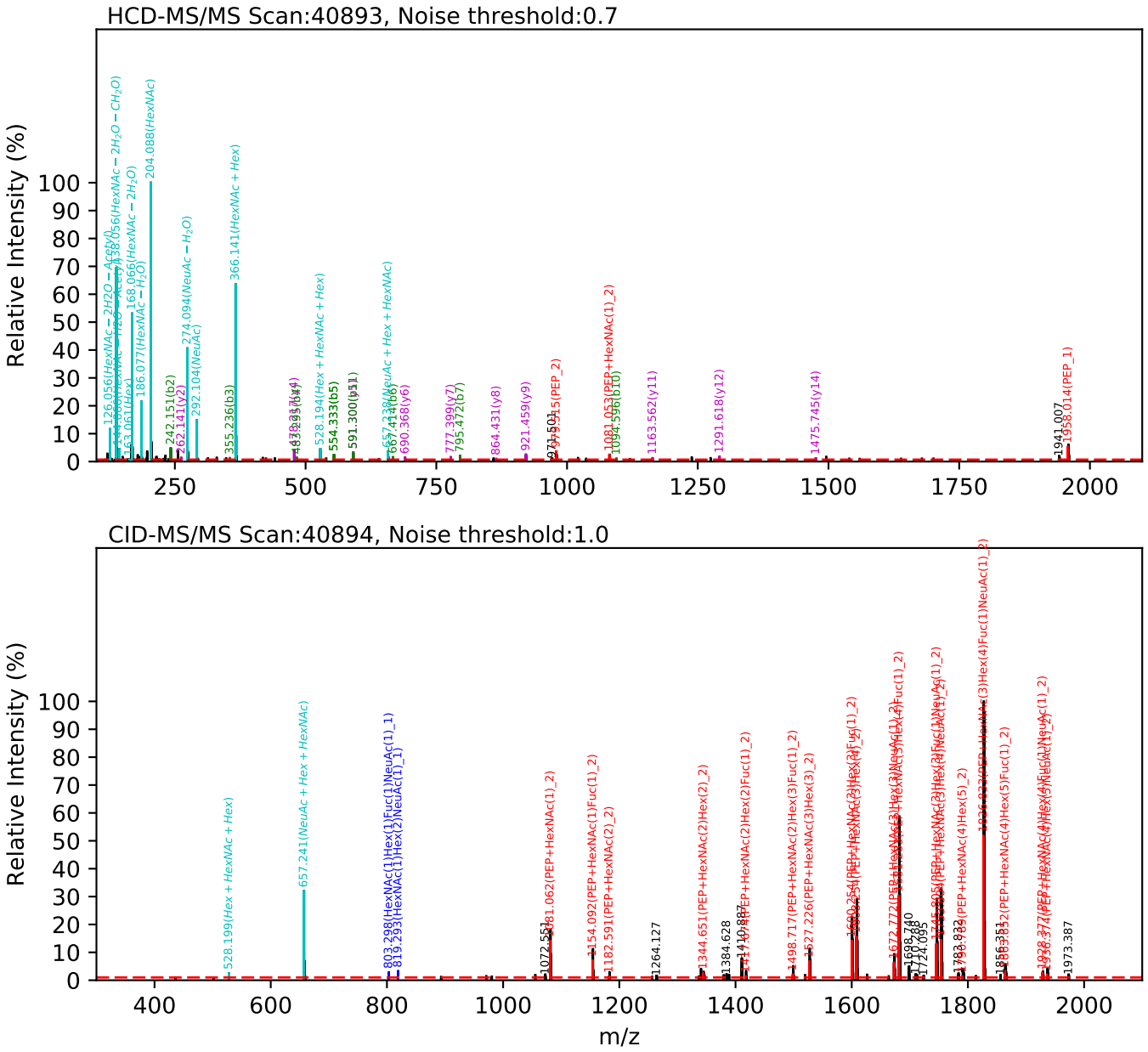

LQLQALQQNGSSVLSEDK(=PEP)_5_4_1_2_0, 0_None, 0_None,
m/z:1436.96(3+), RT:91.48, Y-score:77.71

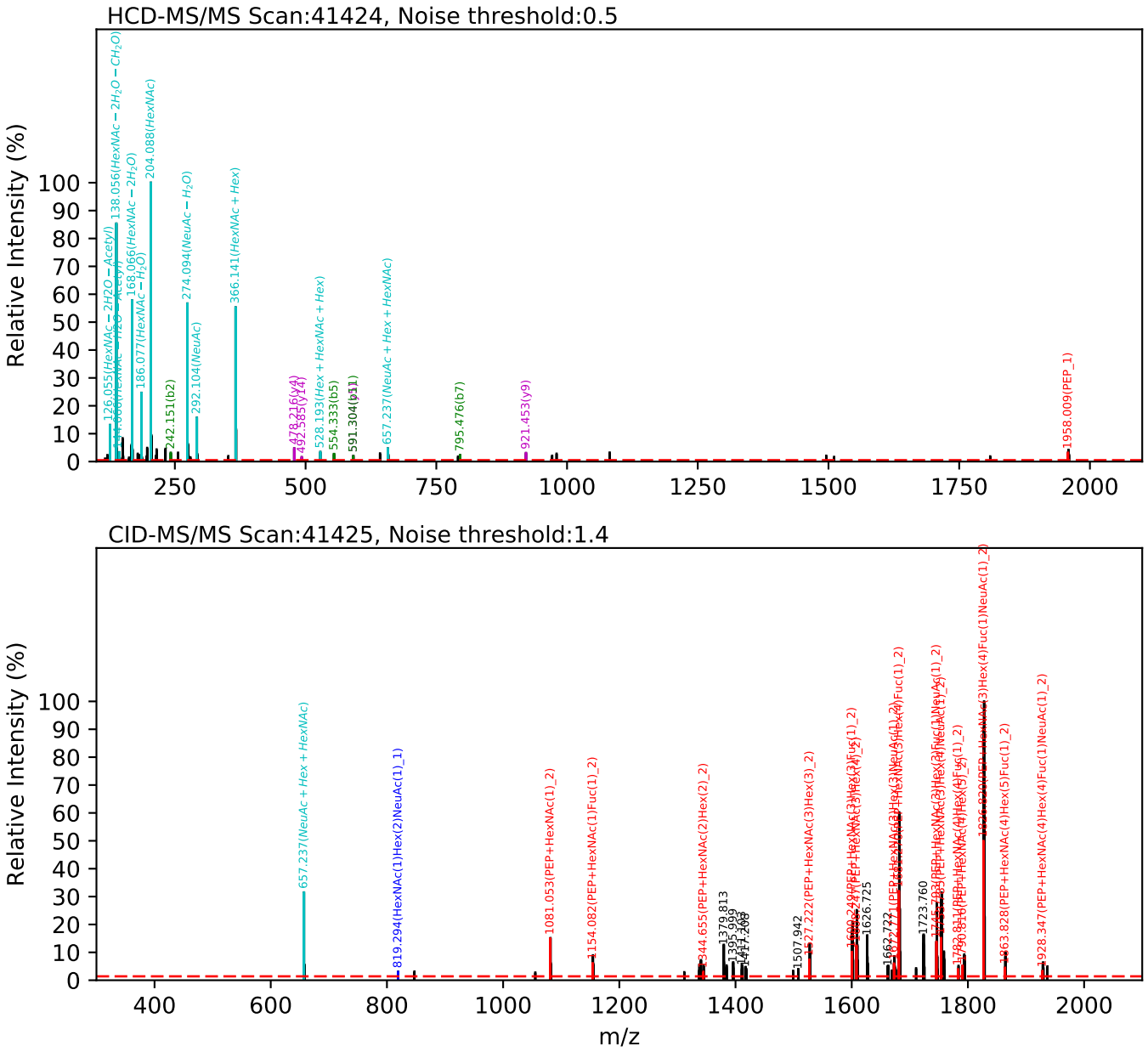

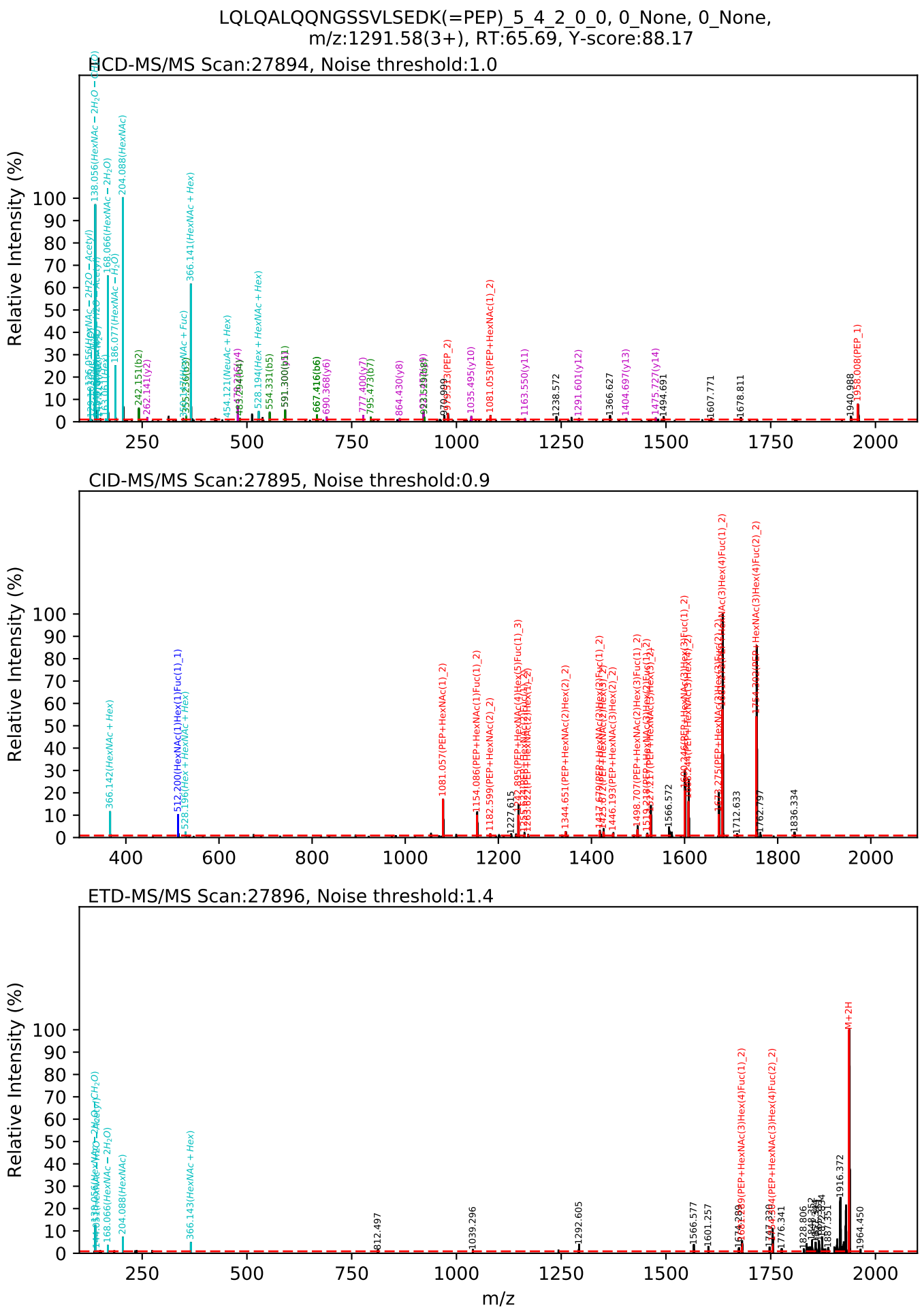
LQLQALQQNGSSVLSEDK(=PEP)_5_4_2_0_0, 0_None, 0_None,
m/z:1291.58(3+), RT:65.69, Y-score:88.17
HCD-MS/MS Scan:27894, Noise threshold:1.0
CID-MS/MS Scan:27895, Noise threshold:0.9
ETD-MS/MS Scan:27896, Noise threshold:1.4
Relative Intensity (%)
m/z

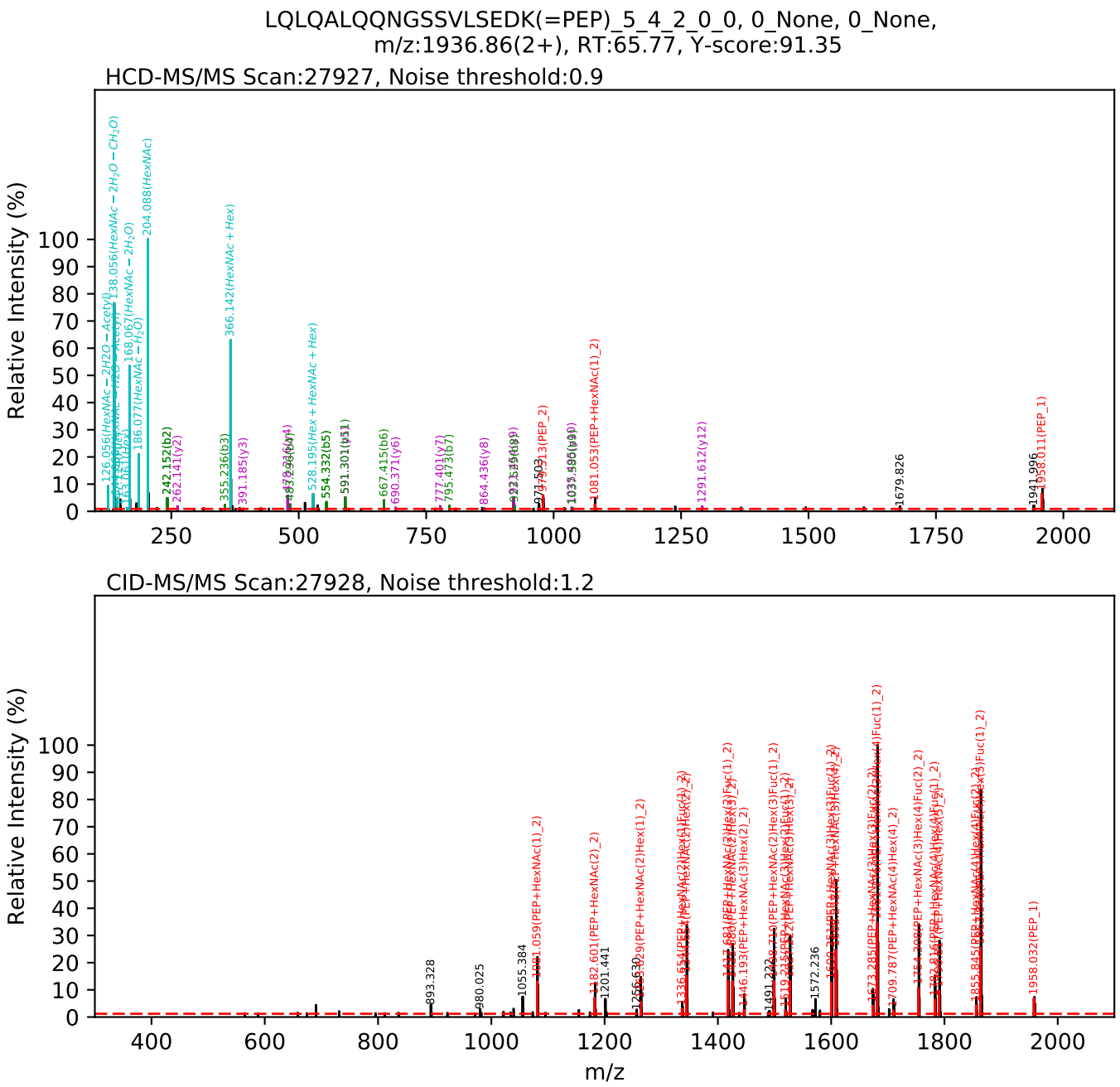
LQLQALQQNGSSVLSEDK(=PEP)_5_4_2_0_0, 0_None, 0_None,
m/z:1936.86(2+), RT:65.77, Y-score:91.35
HCD-MS/MS Scan:27927, Noise threshold:0.9
Relative Intensity (%)
CID-MS/MS Scan:27928, Noise threshold:1.2
Relative Intensity (%)
m/z

LQLQALQQNGSSVLSEDK(=PEP)_5_4_2_0_0, 0_None, 0_None,
m/z:1936.86(2+), RT:65.78, Y-score:90.82

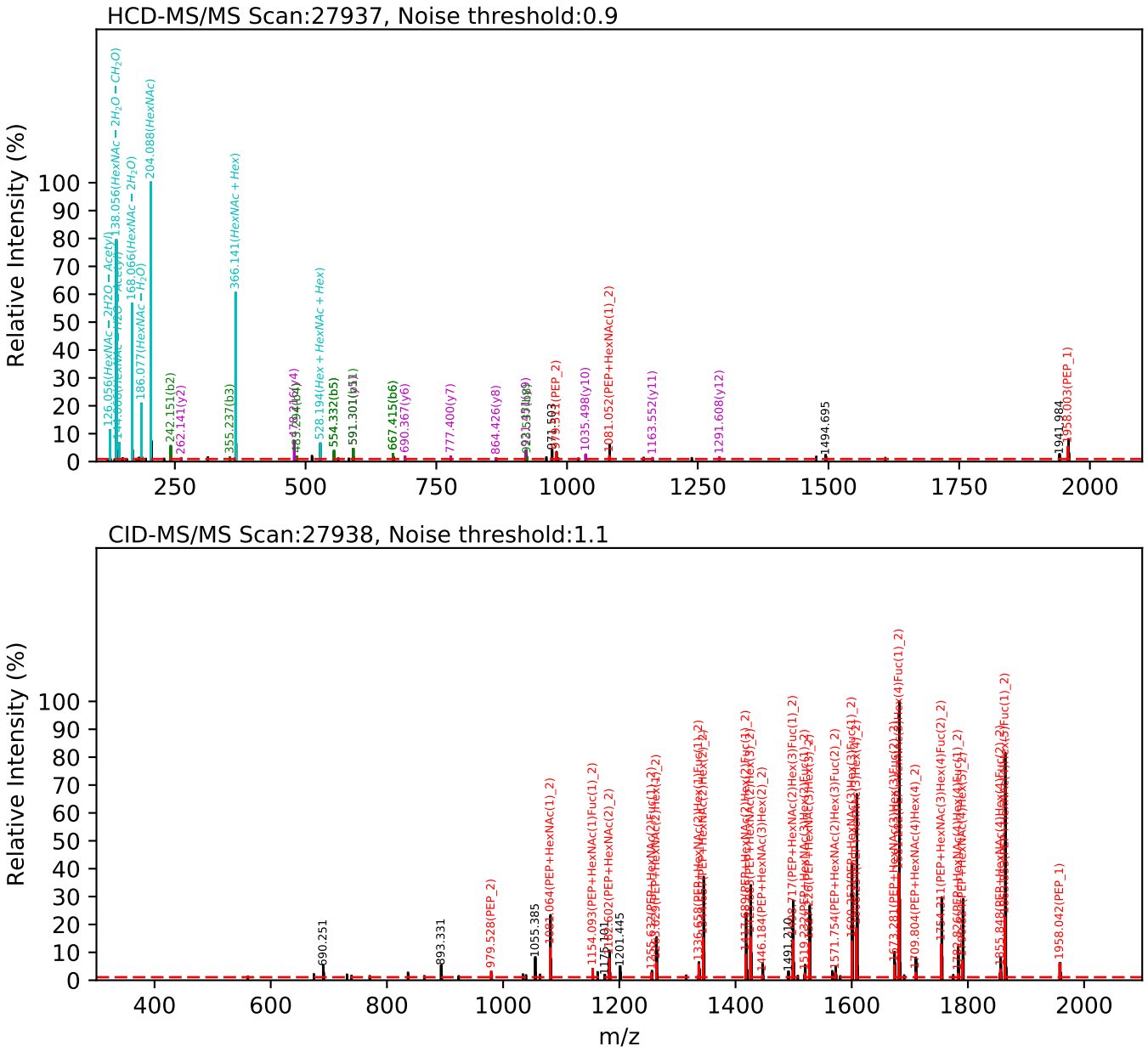

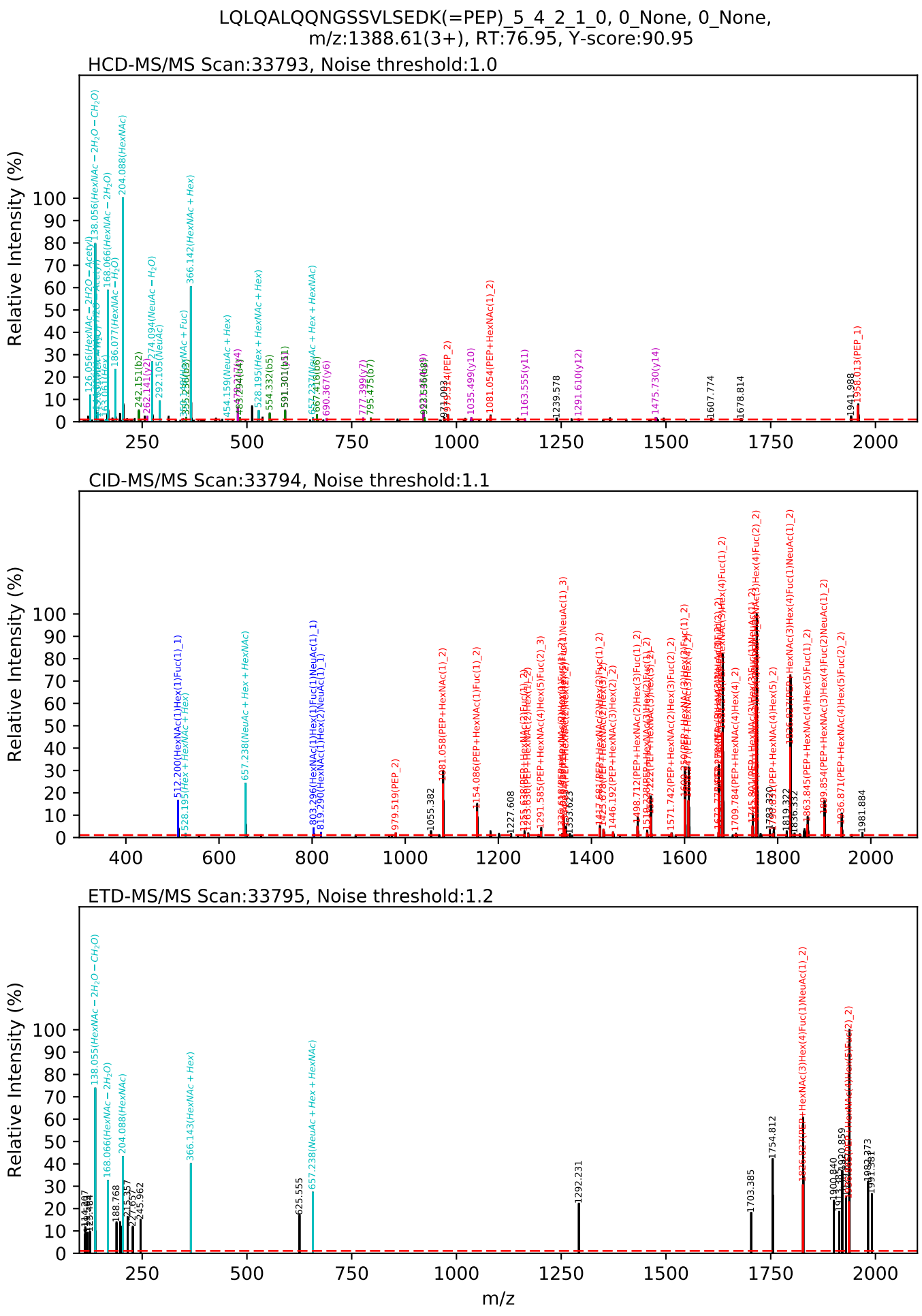
LQLQALQQNGSSVLSEDK(=PEP)_5_4_2_1_0, 0_None, 0_None,
m/z:1388.61(3+), RT:76.95, Y-score:90.95
HCD-MS/MS Scan:33793, Noise threshold:1.0
CID-MS/MS Scan:33794, Noise threshold:1.1
ETD-MS/MS Scan:33795, Noise threshold:1.2
Relative Intensity (%)
m/z

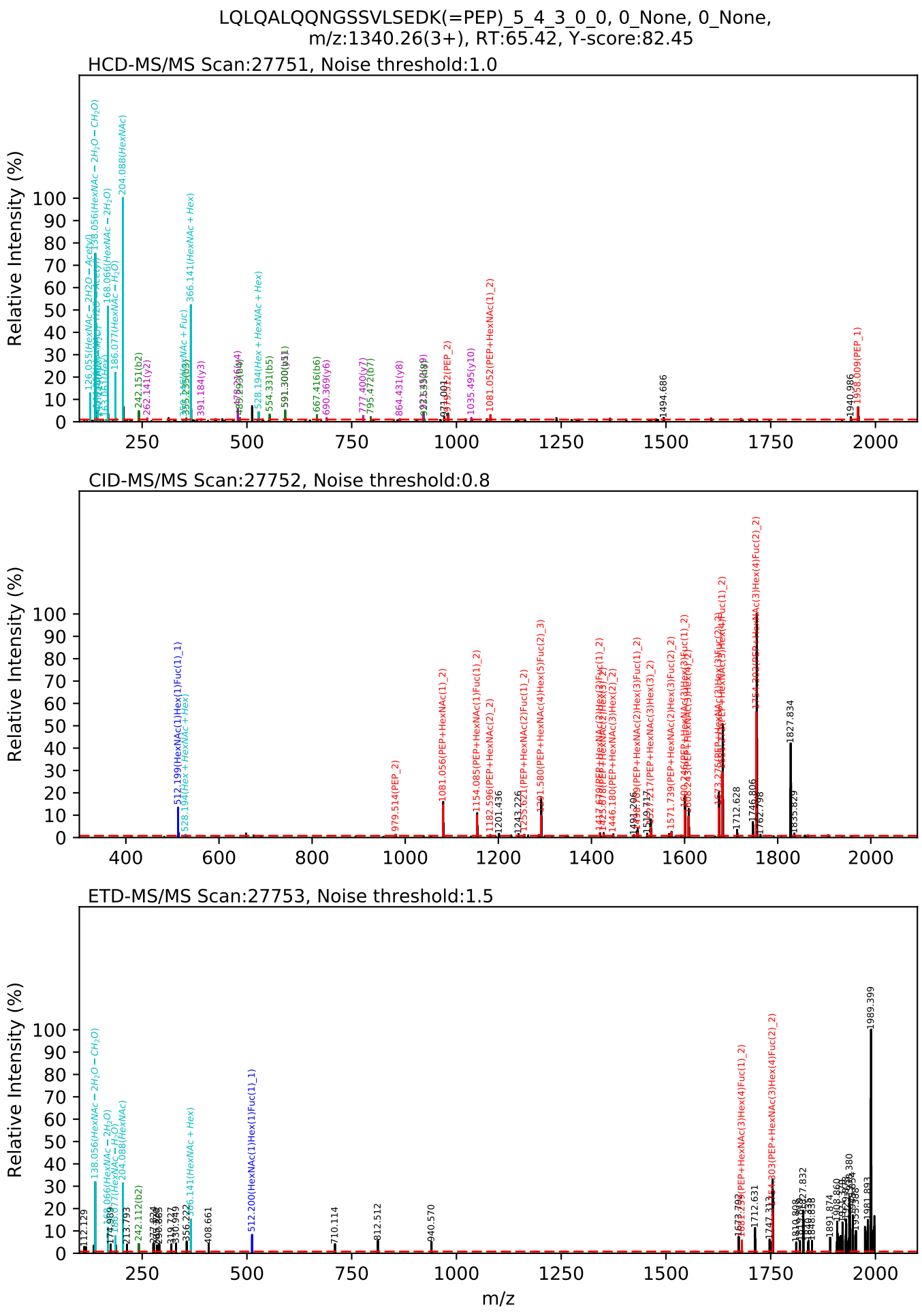
LQLQALQQNGSSVLSEDK(=PEP)_5_4_3_0_0, 0_None, 0_None,
m/z:1340.26(3+), RT:65.42, Y-score:82.45
HCD-MS/MS Scan:27751, Noise threshold:1.0
CID-MS/MS Scan:27752, Noise threshold:0.8
ETD-MS/MS Scan:27753, Noise threshold:1.5
Relative Intensity (%)
m/z

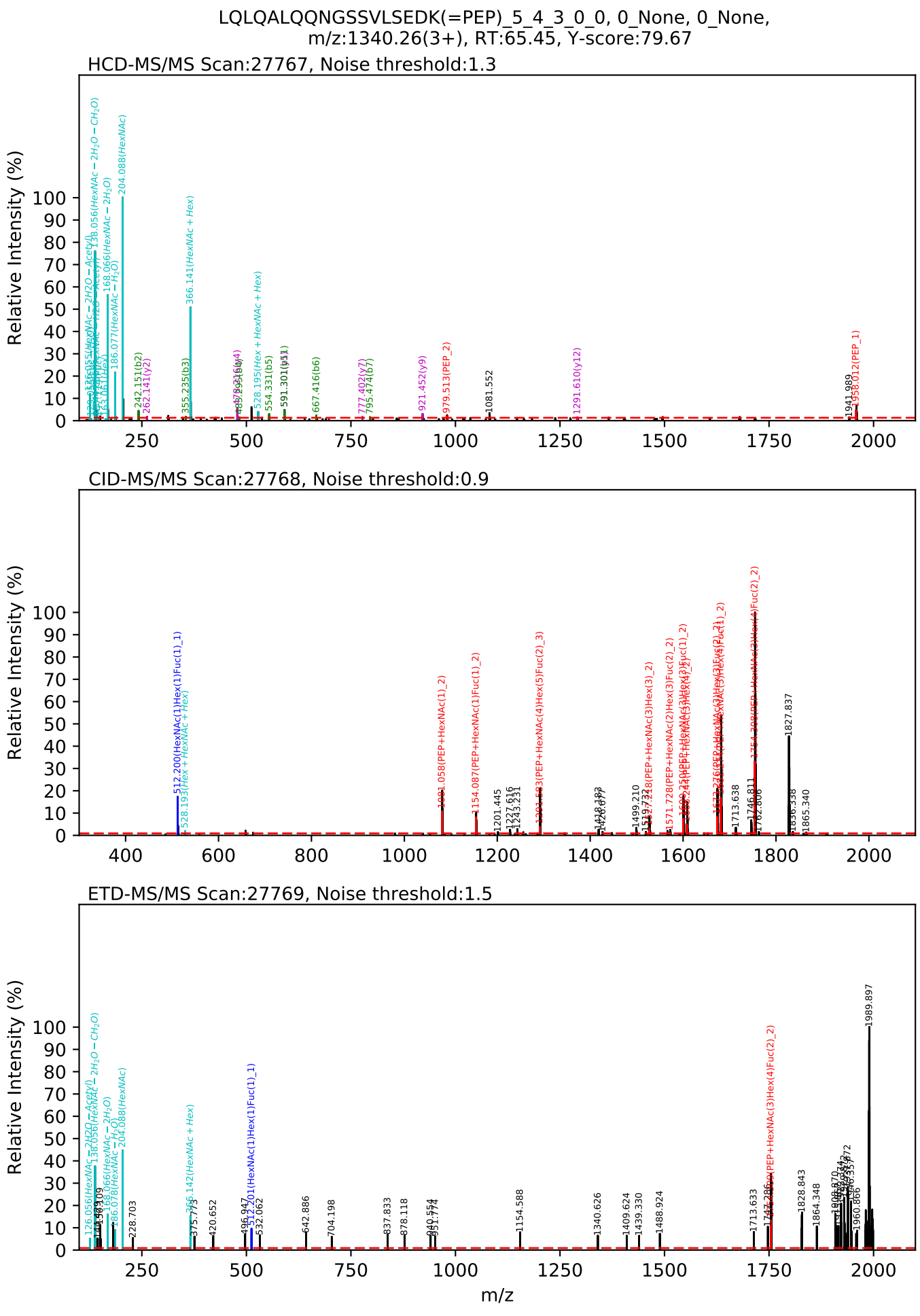
LQLQALQQNGSSVLSEDK(=PEP)_5_4_3_0_0, 0_None, 0_None,
m/z:1340.26(3+), RT:65.45, Y-score:79.67
HCD-MS/MS Scan:27767, Noise threshold:1.3
CID-MS/MS Scan:27768, Noise threshold:0.9
ETD-MS/MS Scan:27769, Noise threshold:1.5
Relative Intensity (%)
m/z

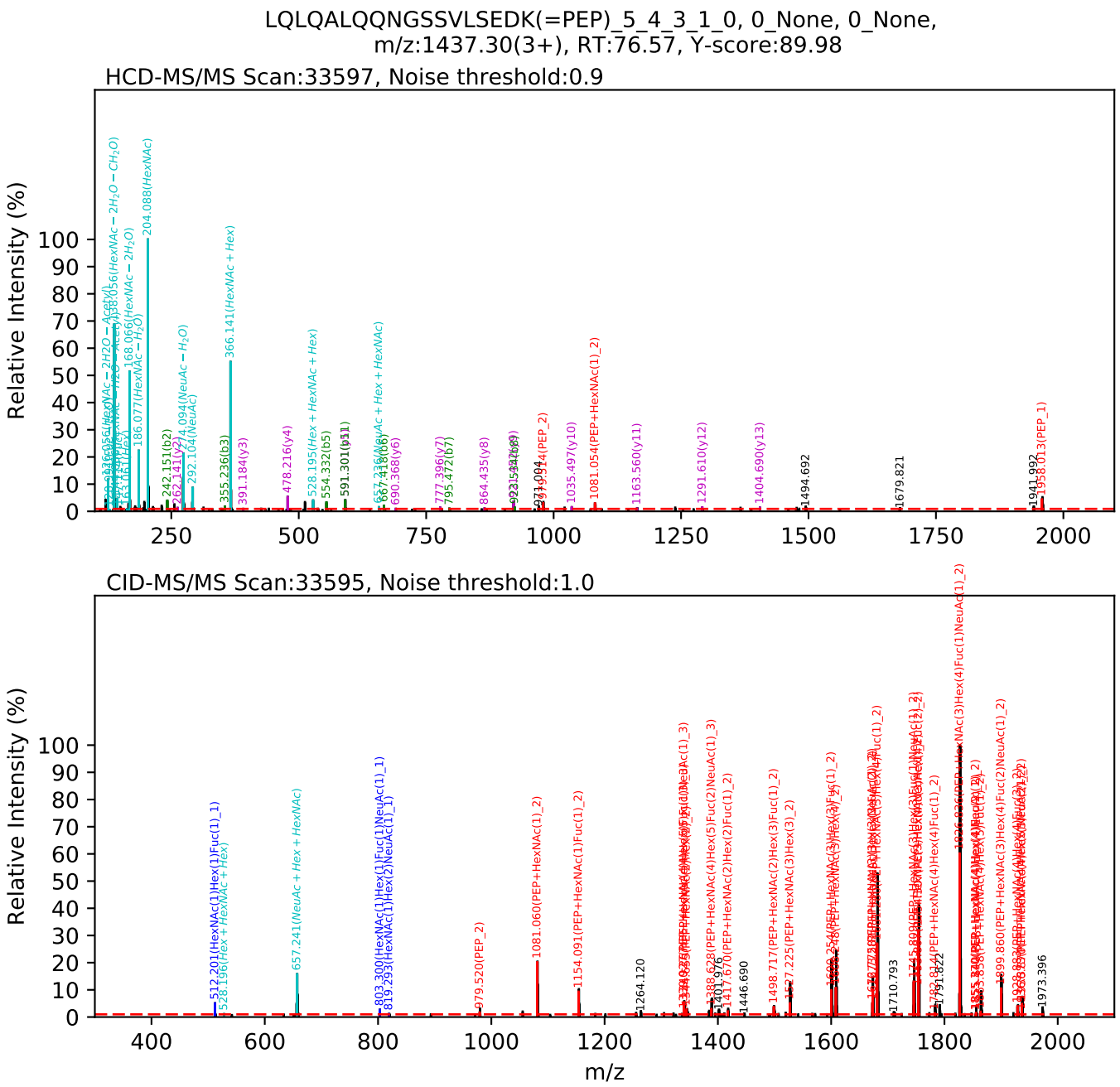
LQLQALQQNGSSVLSEDK(=PEP)_5_4_3_1_0, 0_None, 0_None,
m/z:1437.30(3+), RT:76.57, Y-score:89.98
HCD-MS/MS Scan:33597, Noise threshold:0.9
Relative Intensity (%)
CID-MS/MS Scan:33595, Noise threshold:1.0
Relative Intensity (%)
m/z

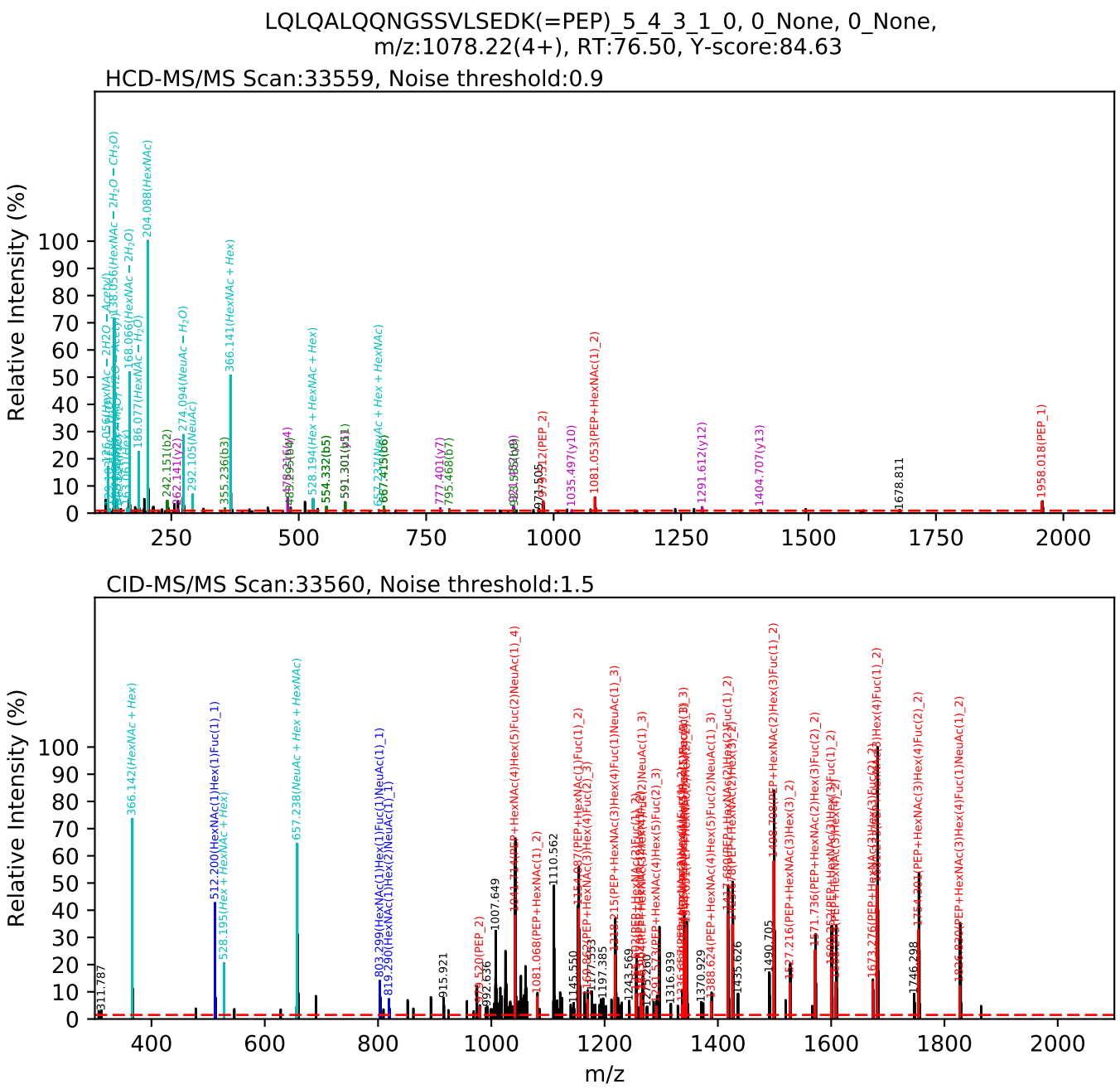
LQLQALQQNGSSVLSEDK(=PEP)_5_4_3_1_0, 0_None, 0_None,
m/z:1078.22(4+), RT:76.50, Y-score:84.63
HCD-MS/MS Scan:33559, Noise threshold:0.9
Relative Intensity (%)
204.088(HexNAc)
366.141(HexNAc + Hex)
528.194(Hex + HexNAc + Hex)
657.236(NeuAc + Hex + HexNAc)
1081.053(PEP+HexNAc(1)_2)
1958.018(PEP_1)
CID-MS/MS Scan:33560, Noise threshold:1.5
Relative Intensity (%)
366.142(HexNAc + Hex)
512.200(HexNAc(1)Hex(1)Fuc(1)_1)
528.195(Hex + HexNAc + Hex)
657.238(NeuAc + Hex + HexNAc)
803.299(HexNAc(1)Hex(1)Fuc(1)NeuAc(1)_1)
819.290(HexNAc(1)Hex(2)NeuAc(1)_1)
1081.068(PEP+HexNAc(1)_2)
m/z

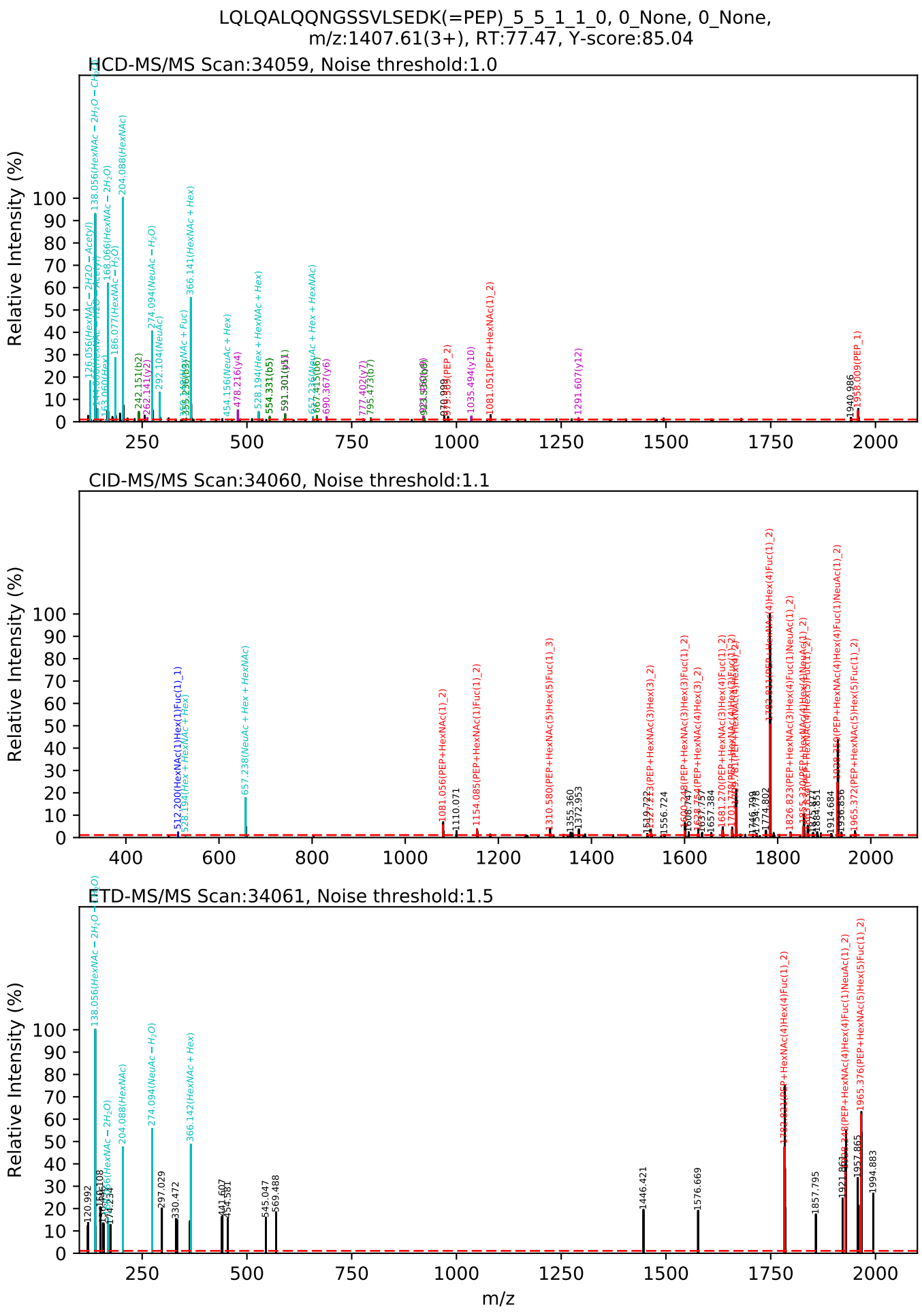
LQLQALQQNGSSVLSEDK(=PEP)_5_5_1_1_0, 0_None, 0_None,
m/z:1407.61(3+), RT:77.47, Y-score:85.04
HCD-MS/MS Scan:34059, Noise threshold:1.0
CID-MS/MS Scan:34060, Noise threshold:1.1
ETD-MS/MS Scan:34061, Noise threshold:1.5
Relative Intensity (%)
m/z

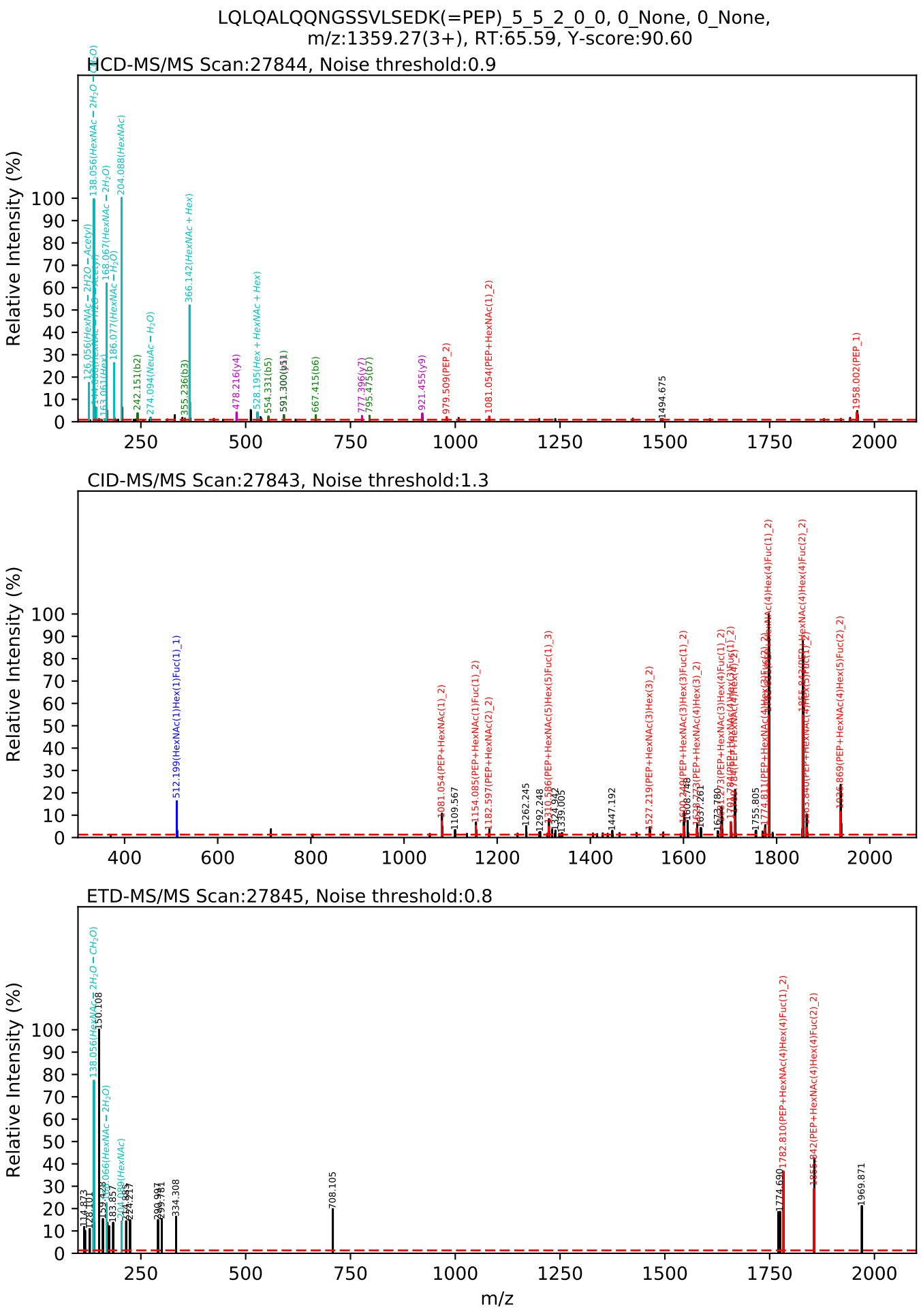
LQLQALQQNGSSVLSEDK(=PEP)_5_5_2_0_0, 0_None, 0_None,
m/z:1359.27(3+), RT:65.59, Y-score:90.60
HCD-MS/MS Scan:27844, Noise threshold:0.9
Relative Intensity (%)
126.056(HexNAc − 2H2O − Acetyl)
138.056(HexNAc − 2H2O − CH2O)
163.061(HexNAc − H2O − Acetyl)
168.067(HexNAc − 2H2O)
186.077(HexNAc − H2O)
204.088(HexNAc)
242.151(b2)
274.094(NeuAc − H2O)
355.236(b3)
366.142(HexNAc + Hex)
478.216(y4)
528.195(Hex + HexNAc + Hex)
554.331(b5)
591.300(y11)
667.415(b6)
777.396(y7)
795.475(b7)
921.455(y9)
979.509(PEP_2)
1081.054(PEP+HexNAc(1)_2)
1494.675
1958.002(PEP_1)
CID-MS/MS Scan:27843, Noise threshold:1.3
Relative Intensity (%)
512.199(HexNAc(1)Hex(1)Fuc(1)_1)
1081.054(PEP+HexNAc(1)_2)
1109.567
1154.085(PEP+HexNAc(1)Fuc(1)_2)
1182.597(PEP+HexNAc(2)_2)
1262.245
1292.248
1447.192
1527.219(PEP+HexNAc(3)Hex(3)_2)
1755.805
ETD-MS/MS Scan:27845, Noise threshold:0.8
Relative Intensity (%)
114.073
128.101
138.056(HexNAc − 2H2O − CH2O)
150.108
183.857
334.308
708.105
1774.690
1782.810(PEP+HexNAc(4)Hex(4)Fuc(1)_2)
1969.871
m/z

LQLQALQQNGSSVLSEDK(=PEP)_6_2_0_0_0, 0_None, 0_None,
m/z:1112.83(3+), RT:66.31, Y-score:82.46

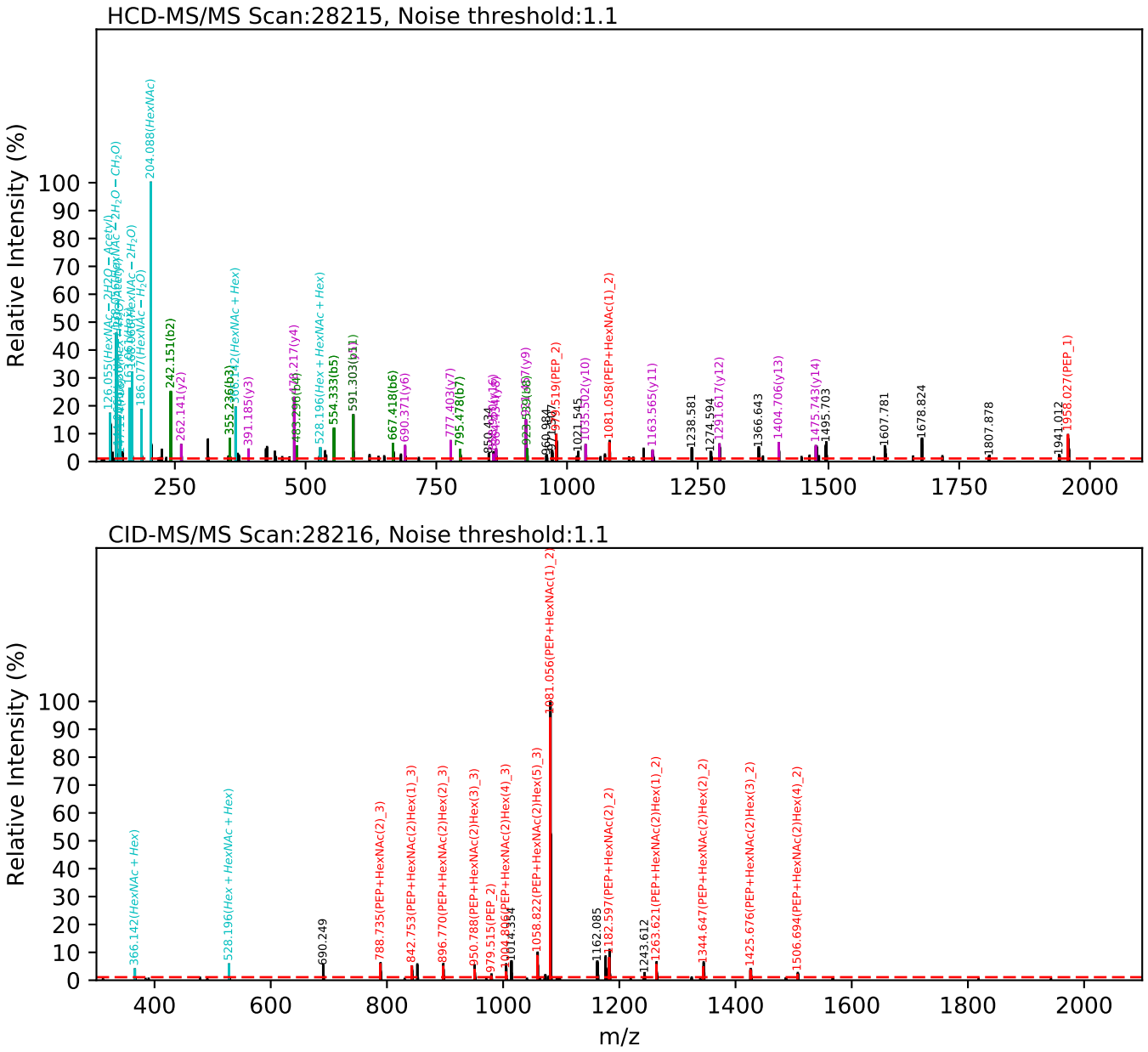

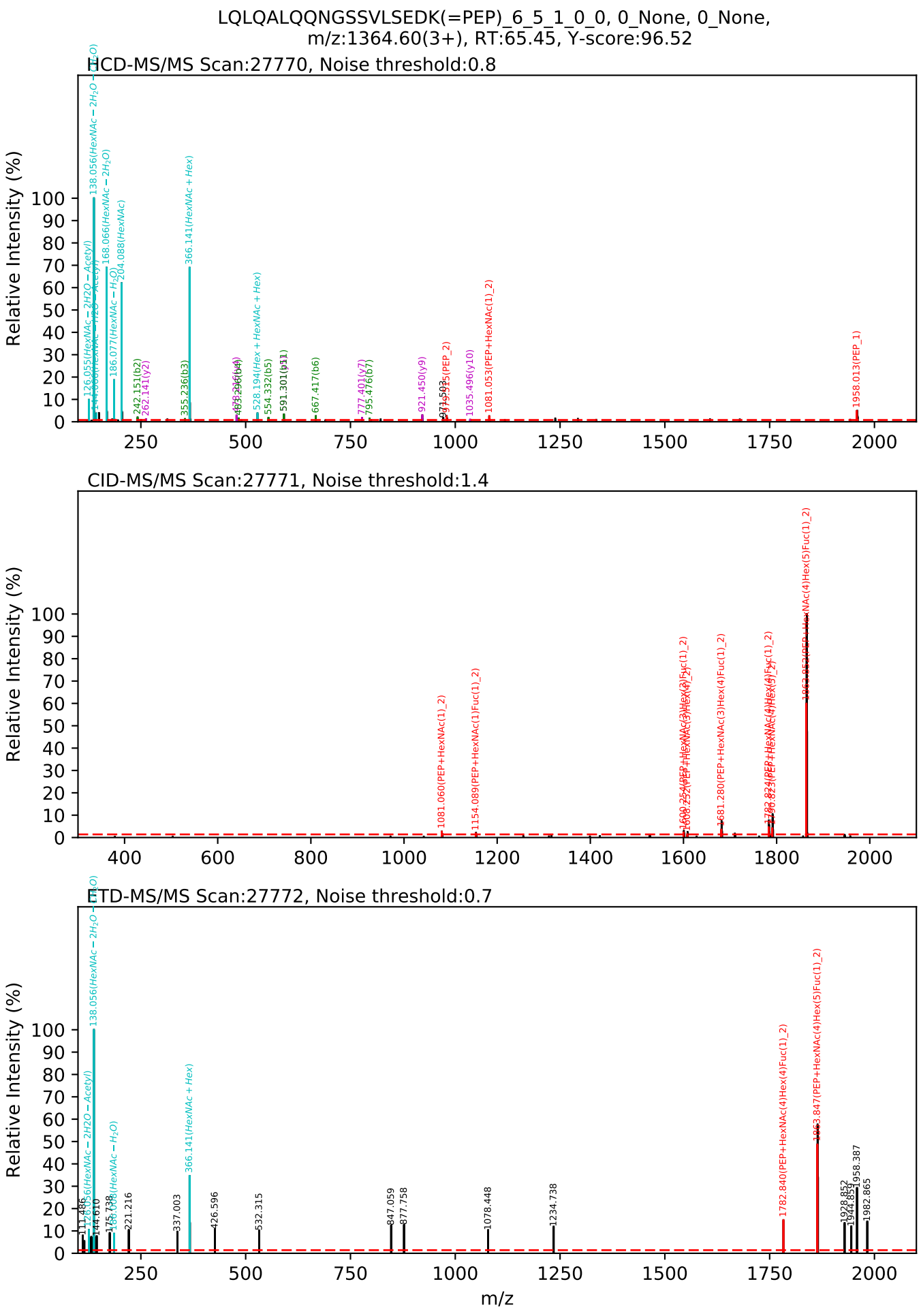
LQLQALQQNGSSVLSEDK(=PEP)_6_5_1_0_0, 0_None, 0_None,
m/z:1364.60(3+), RT:65.45, Y-score:96.52
HCD-MS/MS Scan:27770, Noise threshold:0.8
Relative Intensity (%)
CID-MS/MS Scan:27771, Noise threshold:1.4
Relative Intensity (%)
ETD-MS/MS Scan:27772, Noise threshold:0.7
Relative Intensity (%)
m/z

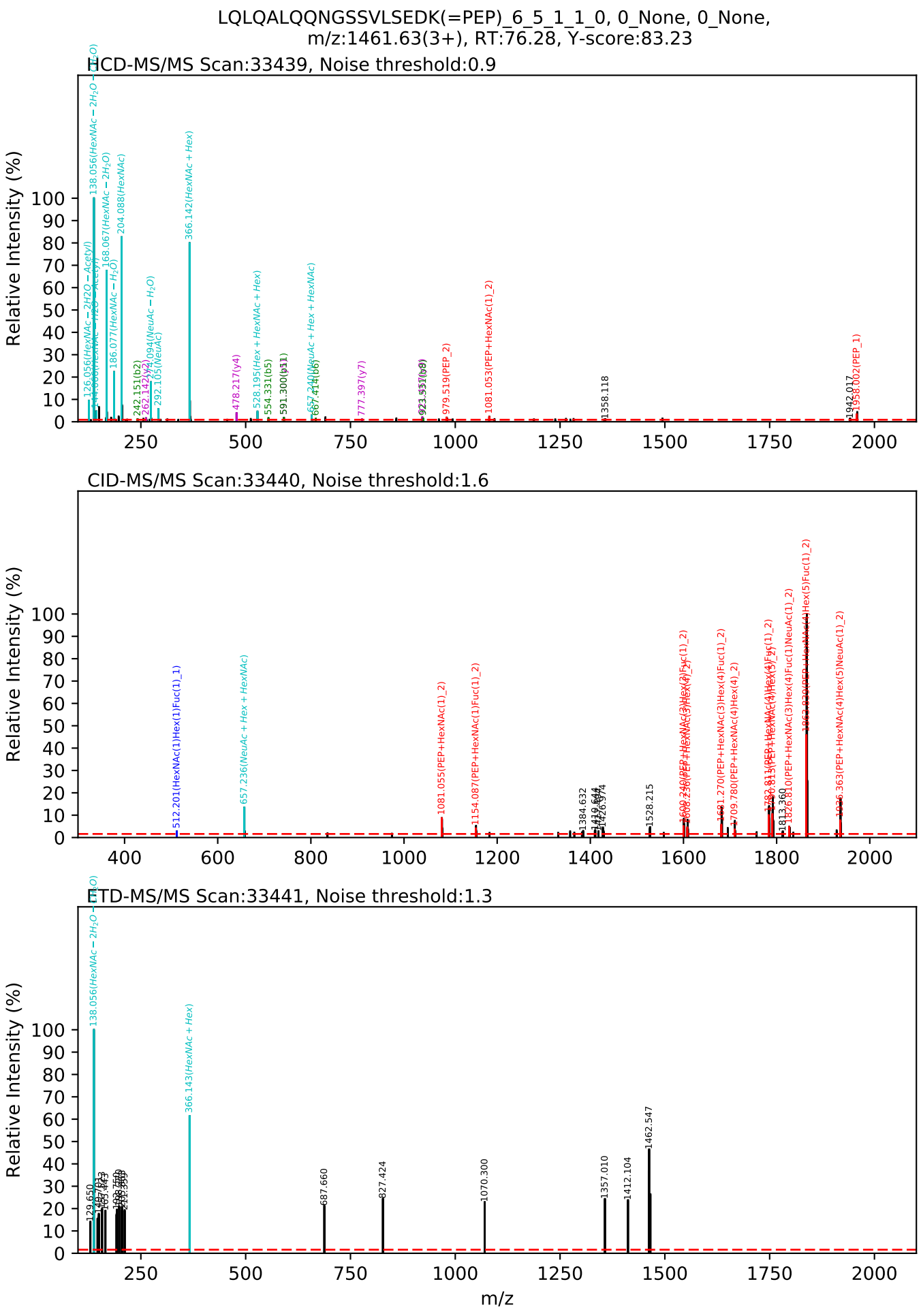
LQLQALQQNGSSVLSEDK(=PEP)_6_5_1_1_0, 0_None, 0_None,
m/z:1461.63(3+), RT:76.28, Y-score:83.23
HCD-MS/MS Scan:33439, Noise threshold:0.9
CID-MS/MS Scan:33440, Noise threshold:1.6
ETD-MS/MS Scan:33441, Noise threshold:1.3
Relative Intensity (%)
m/z

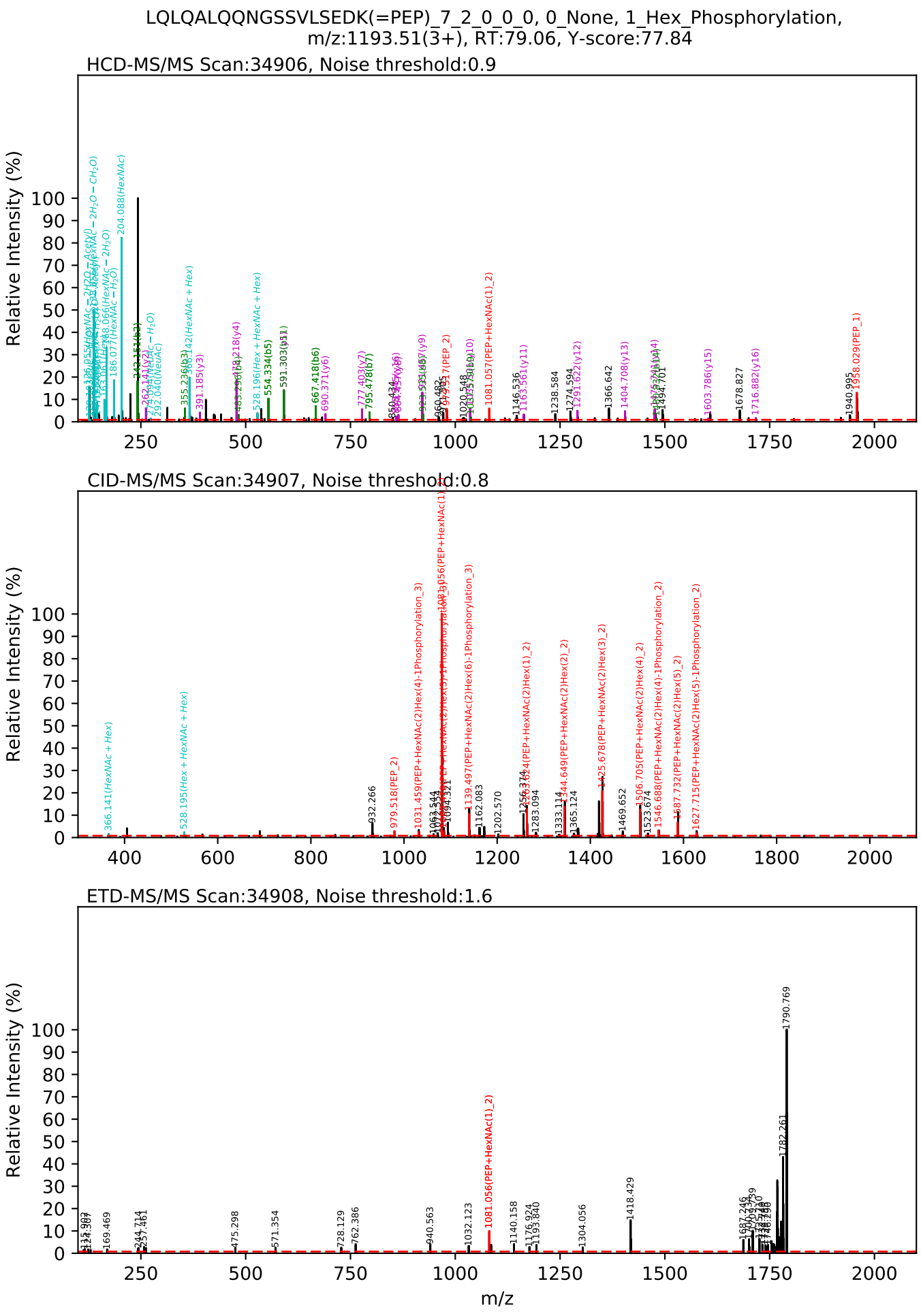
LQLQALQQNGSSVLSEDK(=PEP)_7_2_0_0_0, 0_None, 1_Hex_Phosphorylation,
m/z:1193.51(3+), RT:79.06, Y-score:77.84
HCD-MS/MS Scan:34906, Noise threshold:0.9
CID-MS/MS Scan:34907, Noise threshold:0.8
ETD-MS/MS Scan:34908, Noise threshold:1.6
Relative Intensity (%)
m/z

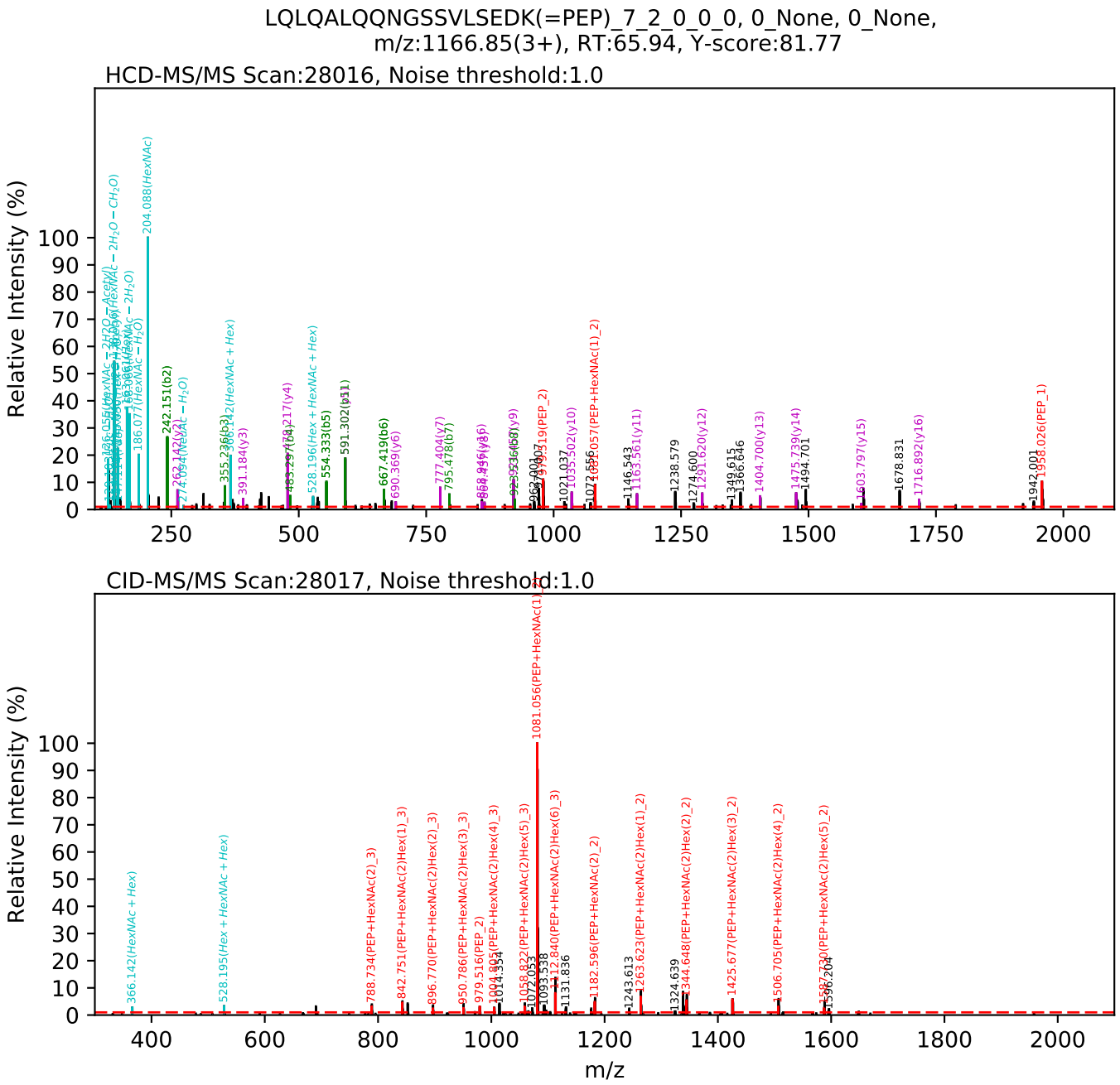
LQLQALQQNGSSVLSEDK(=PEP)_7_2_0_0_0, 0_None, 0_None,
m/z:1166.85(3+), RT:65.94, Y-score:81.77
HCD-MS/MS Scan:28016, Noise threshold:1.0
Relative Intensity (%)
CID-MS/MS Scan:28017, Noise threshold:1.0
Relative Intensity (%)
m/z

SIGLLSPDFQEDNETEINFLLK(=PEP)_4_4_1_1_0, 0_None, 0_None,
m/z:1473.99(3+), RT:97.42, Y-score:85.66

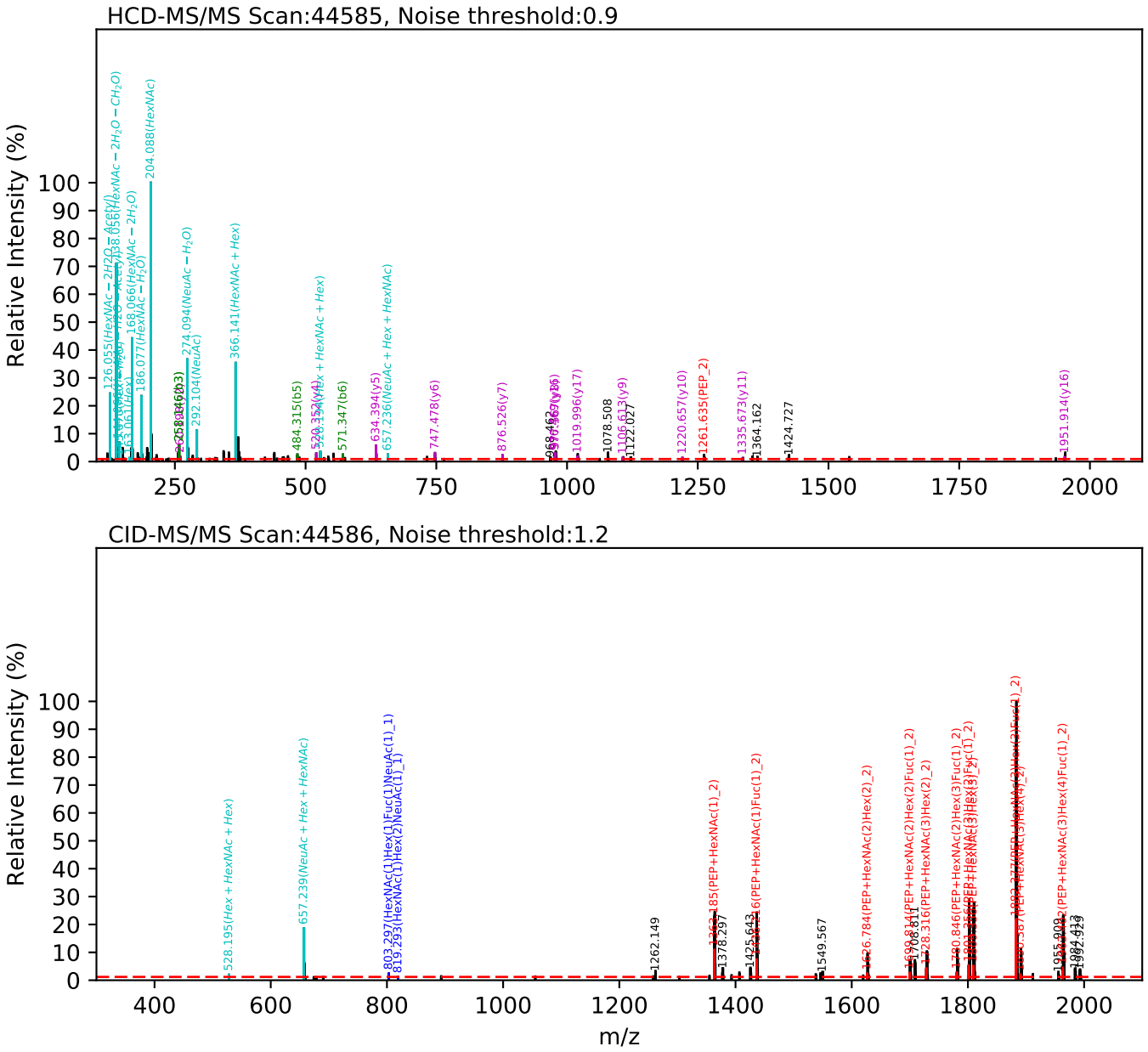

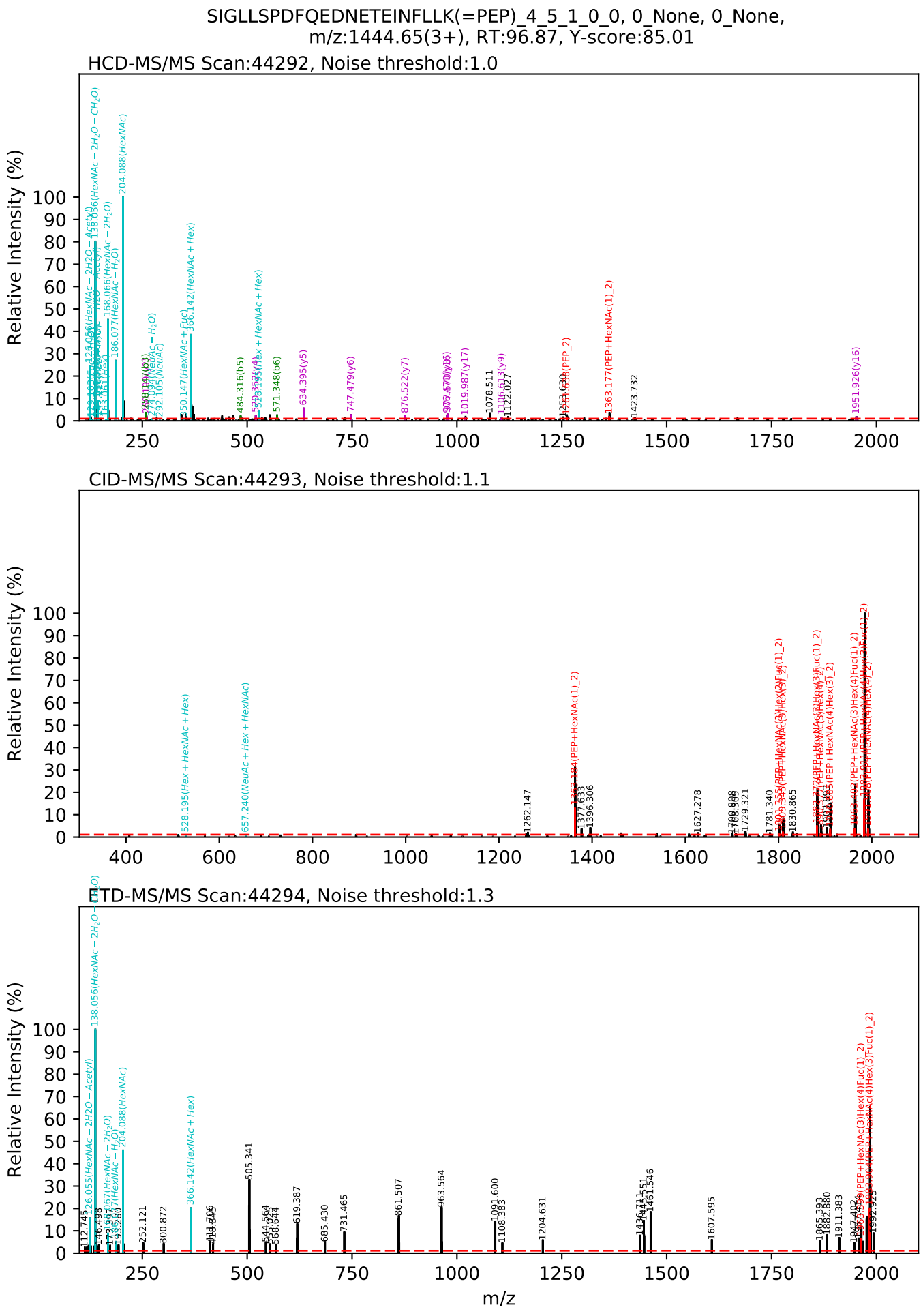
SIGLLSPDFQEDNETEINFLLK(=PEP)_4_5_1_0_0, 0_None, 0_None,
m/z:1444.65(3+), RT:96.87, Y-score:85.01
HCD-MS/MS Scan:44292, Noise threshold:1.0
Relative Intensity (%)
204.088(HexNAc)
366.142(HexNAc + Hex)
484.316(b5)
571.348(b6)
634.395(y5)
747.479(y6)
876.522(y7)
1019.987(y17)
1078.511
1363.177(PEP+HexNAc(1)_2)
1423.732
1951.926(y16)
CID-MS/MS Scan:44293, Noise threshold:1.1
Relative Intensity (%)
528.195(Hex + HexNAc + Hex)
657.240(NeuAc + Hex + HexNAc)
1262.147
1377.633
1396.306
1627.278
1729.321
1781.340
1830.865
ETD-MS/MS Scan:44294, Noise threshold:1.3
Relative Intensity (%)
138.056(HexNAc − 2H2O − Acetyl)
204.088(HexNAc)
366.142(HexNAc + Hex)
505.341
619.387
685.430
731.465
861.507
963.564
1091.600
1204.631
1607.595
1865.393
1882.880
1911.383
m/z

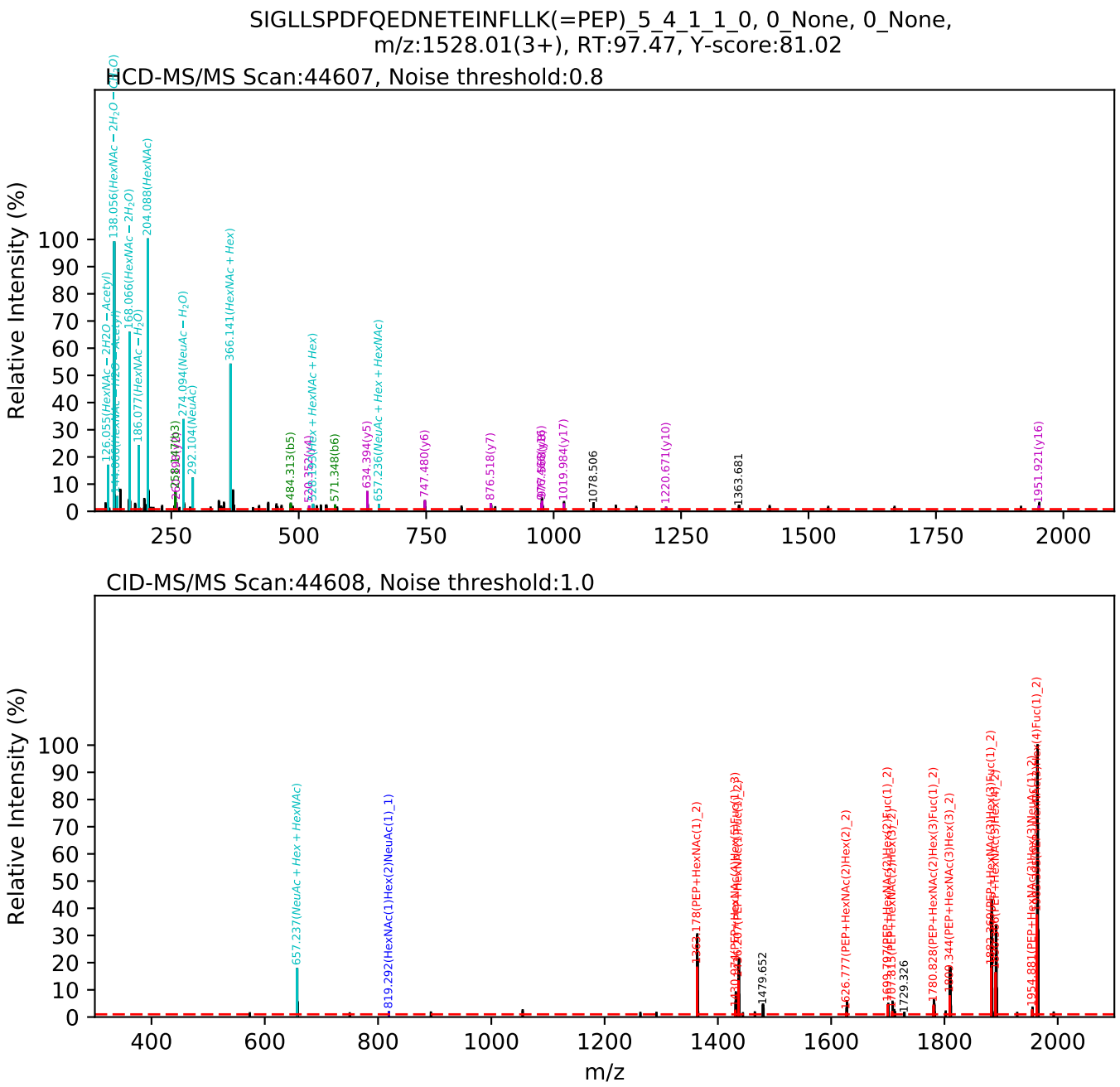
SIGLLSPDFQEDNETEINFLLK(=PEP)_5_4_1_1_0, 0_None, 0_None,
m/z:1528.01(3+), RT:97.47, Y-score:81.02
HCD-MS/MS Scan:44607, Noise threshold:0.8
Relative Intensity (%)
126.055(HexNAc − 2H2O − Acetyl)
138.056(HexNAc − 2H2O − CH2O)
168.066(HexNAc − 2H2O)
186.077(HexNAc − H2O)
204.088(HexNAc)
274.094(NeuAc − H2O)
292.104(NeuAc)
366.141(HexNAc + Hex)
484.313(b5)
571.348(b6)
634.394(y5)
657.236(NeuAc + Hex + HexNAc)
747.480(y6)
876.518(y7)
1019.984(y17)
1078.506
1220.671(y10)
1363.681
1951.921(y16)
CID-MS/MS Scan:44608, Noise threshold:1.0
Relative Intensity (%)
657.237(NeuAc + Hex + HexNAc)
819.292(HexNAc(1)Hex(2)NeuAc(1)_1)
1363.178(PEP+HexNAc(1)_2)
1479.652
1626.777(PEP+HexNAc(2)Hex(2)_2)
1729.326
1780.828(PEP+HexNAc(2)Hex(3)Fuc(1)_2)
1954.881(PEP+HexNAc(3)Hex(3)Fuc(1)_2)
m/z